

# 2017 MUNICIPAL DATA SHEET

(MUST ACCOMPANY 2017 BUDGET)

MUNICIPALITY: CITY OF VINELAND

COUNTY: CUMBERLAND

<u>Honorable Anthony R. Fanucci</u> <b>Mayor's Name</b>	<u>December 31, 2020</u> <b>Term Expires</b>
--	---

<b>Governing Body Members</b>	
Name	Term Expires
<u>Paul F. Spinelli, Council President</u>	<u>12/31/2020</u>
<u>David Acosta, Vice President</u>	<u>12/31/2020</u>
<u>Angela Calakos</u>	<u>12/31/2020</u>
<u>Ronald Franceschini, Jr.</u>	<u>12/31/2020</u>
<u>Albert Vargas</u>	<u>12/31/2020</u>

<b>Municipal Officials</b>	
<u>Keith Petrosky</u> <b>Municipal Clerk</b>	<u>7/1/1994</u> <b>Date of Orig. Appt.</b>
<u>Carmen DiGiorgio</u> <b>Tax Collector</b>	<u>C0967</u> <b>Cert. No.</b>
<u>Susan M. Baldosaro</u> <b>Chief Financial Officer</b>	<u>T1362</u> <b>Cert. No.</b>
<u>Leon P. Costello, CPA</u> <b>Registered Municipal Accountant</b>	<u>N-1580</u> <b>Cert. No.</b>
<u>Richard P. Tonetta, Esq.</u> <b>Municipal Attorney</b>	<u>393</u> <b>Lic. No.</b>

**Official Mailing Address of Municipality**

CITY HALL  
640 E. Wood Street, P.O. Box 1508  
Vineland, New Jersey 08362-1508

Fax #: 856-405-4605

**Please attach this to your 2017 Budget and Mail to:**

**Director, Division of Local Government Services**  
**Department of Community Affairs**  
**P.O. Box 803**  
**Trenton NJ 08625**

<b>Division Use Only</b>
Municode: _____
Public Hearing Date: _____

Sheet A

**2017 MUNICIPAL BUDGET  
BUDGET YEAR**

Municipal Budget of the CITY of VINELAND, County of CUMBERLAND for the Budget Year 2017.

It is hereby certified that the Budget and Capital Budget annexed hereto and hereby made a part hereof is a true copy of the Budget and Capital Budget approved by resolution of the Governing Body on the

25 day of April, 2017  
and that public advertisement will be made in accordance with the provisions of N.J.S. 40A:4-6 and N.J.A.C. 5:30-4.4(d).

Certified by me, this 25 day of April, 2017

\_\_\_\_\_  
Clerk  
640 E. Wood Street, P.O. Box 1508  
\_\_\_\_\_  
Address  
Vineland, New Jersey 08362-1508  
\_\_\_\_\_  
Address  
856-794-4066  
\_\_\_\_\_  
Phone Number

It is hereby certified that the approved Budget annexed hereto and hereby made a part is an exact copy of the original on file with the Clerk of the Governing Body, that all additions are correct, all statements contained herein are in proof, and the total of anticipated revenues equals the total of appropriations.

Certified by me, this 25 day of April, 2017

Leon P. Costello, CPA 1535 Haven Avenue  
Registered Municipal Accountant Address  
Ocean City, NJ 08226 609-399-6333  
Address Phone Number

It is hereby certified that the approved Budget annexed hereto and hereby made a part is an exact copy of the original on file with the Clerk of the Governing Body, that all additions are correct, all statements contained herein are in proof, the total of anticipated revenues equals the total of appropriations and the budget is in full compliance with the Local Budget Law, N.J.S. 40A:4-1 et seq.

Certified by me, this 25 day of April, 2017

\_\_\_\_\_  
Chief Financial Officer

DO NOT USE THESE SPACES

**CERTIFICATION OF ADOPTED BUDGET**

*(Do not advertise this Certification form)*

It is hereby certified that the amounts to be raised by taxation for local purposes has been compared with the approved Budget previously certified by me and any changes required as a condition to such approval have been made. The adopted budget is certified with respect to the foregoing only.

STATE OF NEW JERSEY  
Department of Community Affairs  
Director of the Division of Local Government Services

Dated: \_\_\_\_\_, 2017 By: \_\_\_\_\_

**CERTIFICATION OF APPROVED BUDGET**

It is hereby certified that the Approved Budget made part hereof complies with the requirements of law, and approval is given pursuant to N.J.S. 40A:4-79.

STATE OF NEW JERSEY  
Department of Community Affairs  
Director of the Division of Local Government Services

Dated: \_\_\_\_\_, 2017 By: \_\_\_\_\_

**COMMENTS OR CHANGES REQUIRED AS A CONDITION OF CERTIFICATION OF DIRECTOR OF LOCAL GOVERNMENT SERVICES**

The changes or comments which follow must be considered in connection with further action on this budget.

          CITY           of           VINELAND          , County of           CUMBERLAND

# MUNICIPAL BUDGET NOTICE

## Section 1.

Municipal Budget of the CITY of VINELAND, County of CUMBERLAND for the Budget Year 2017

Be it Resolved, that the following statements of revenues and appropriations shall constitute the Municipal Budget for the year 2017;

Be it Further Resolved, that said Budget be published in the DAILY JOURNAL

in the issue of May 9, 2017

The Governing Body of the CITY of VINELAND does hereby approve the following as the Budget for the year 2017:

### RECORDED VOTE

(Insert last name)

Ayes

ACOSTA  
CALAKOS  
FRANCESCHINI, Jr.  
VARGAS  
SPINELLI

Nays

None

Abstained

Absent

Notice is hereby given that the Budget and Tax Resolution was approved by the CITY COUNCIL of the CITY of VINELAND, County of CUMBERLAND, on April 25, 2017.

A Hearing on the Budget and Tax Resolution will be held at CITY HALL, on May 23, 2017 at 6:30 o'clock P.M. at which time and place objections to said Budget and Tax Resolution for the year 2017 may be presented by taxpayers or other interested persons.

Sheet 2



## EXPLANATORY STATEMENT

### SUMMARY OF CURRENT FUND SECTION OF APPROVED BUDGET

	2017
<b>General Appropriations For: (Reference to item and sheet number should be omitted in advertised budget)</b>	XXXXXXXXXXXXX
<b>1. Appropriations within "CAPS" -</b>	XXXXXXXXXXXXX
(a) Municipal Purposes {(Item H-1, Sheet 19)(N.J.S. 40A:4-45.2)}	47,876,862.00
<b>2. Appropriations excluded from "CAPS" -</b>	XXXXXXXXXXXXX
(a) Municipal Purposes {(Item H-2, Sheet 28)(N.J.S. 40A:4-53.3 as amended)}	13,255,283.77
(b) Local District School Purposes in Municipal Budget (Item K, Sheet 29)	-
<b>Total General Appropriations excluded from "CAPS" (Item O, Sheet 29)</b>	61,132,145.77
<b>3. Reserve for Uncollected Taxes (Item M, Sheet 29) Based on Estimate</b> <span style="border: 1px solid black; padding: 2px;">97.00%</span> <b>Percent of Tax Collections</b>	3,086,308.74
Building Aid Allowance      2017 - \$ _____	
for Schools-State Aid      2016 - \$ _____	
<b>4. Total General Appropriations (Item 9, Sheet 29)</b>	64,218,454.51
<b>5. Less: Anticipated Revenues Other Than Current Property Tax (Item 5, Sheet 11) (i.e. Surplus, Miscellaneous Revenues and Receipts from Delinquent Taxes)</b>	29,018,196.53
<b>6. Difference: Amount to be Raised by Taxes for Support of Municipal Budget (as follows)</b>	XXXXXXXXXXXXX
(a) Local Tax for Municipal Purposes Including Reserve for Uncollected Taxes (Item 6(a), Sheet 11)	33,835,112.98
(b) Addition to Local District School Tax (Item 6(b), Sheet 11)	-
(c) Minimum Library Tax	1,365,145.00

**EXPLANATORY STATEMENT - (Continued)**

**SUMMARY OF 2016 APPROPRIATIONS EXPENDED AND CANCELED**

	<b>General Budget</b>	<b><u>Solid Waste</u> Utility</b>	<b><u>Water &amp; Sewer</u> Utility</b>	<b><u>Electric</u> Utility</b>
Budget Appropriations - Adopted Budget	61,576,893.34	3,678,161.00	7,898,987.00	88,331,105.00
Budget Appropriations Added by N.J.S. 40A:4-87	4,423,059.65			
Emergency Appropriations	-		-	-
<b>Total Appropriations</b>	<b>65,999,952.99</b>	<b>3,678,161.00</b>	<b>7,898,987.00</b>	<b>88,331,105.00</b>
<b>Expenditures:</b>				
Paid or Charged (Including Reserve for Uncollected Taxes)	63,897,791.12	3,613,441.00	7,691,545.65	85,724,250.96
Reserved	2,102,161.87	64,720.00	207,441.35	2,606,854.04
<b>Unexpended Balances Canceled</b>				
<b>Total Expenditures and Unexpended     Balances Canceled</b>	<b>65,999,952.99</b>	<b>3,678,161.00</b>	<b>7,898,987.00</b>	<b>88,331,105.00</b>
<b>Overexpenditures *</b>	-	-	-	-

Explanations of Appropriations for  
"Other Expenses"

The amounts appropriated under the title of "Other Expenses are for operating costs other than "Salaries & Wages". Some of the items Included in " Other Expenses" are:

Materials, supplies and non-bondable equipment;  
Repairs and maintenance of buildings, equipment, roads, etc.;

Contractual services for garbage and trash removal,  
fire hydrant service, aid to volunteer fire companies, etc.;

Printing and advertising, utility services, insurance and  
many other items essential to the services rendered by  
municipal government.

\*See Budget Appropriation Items so marked to the right of column "Expended 2016 Reserved."

EXPLANATORY STATEMENT - (Continued)

BUDGET MESSAGE

<u>CAP CALCULATION</u>		<u>CAP CALCULATION</u>	
Total General Appropriations for 2016	61,576,893.34	Allowable Operating Appropriations before	
Cap Base Adjustment:		Additional Exceptions per (N.J.S.A. 40A:4-45.3)	47,780,739.40
Subtotal	61,576,893.34		
Exceptions Less:		Additions:	
Total Other Operations	1,665,895.00	New Construction (Assessor Certification)	126,386.60
Total Uniform Construction Code		2015 Cap Bank	1,858,691.35
Total Interlocal Service Agreement	38,939.00	2016 Cap Bank	34,323.45
Total Additional Appropriations	2,460,155.00		
Total Capital Improvements	250,000.00	Total Additions	2,019,401.40
Total Debt Service	4,823,813.10	Maximum Appropriations within "CAPS" Sheet 19 @ .5%	49,800,140.80
Transferred to Board of Education			
Type I School Debt		Additional Increase to COLA rate.           3.5%	
Total Public & Private Programs	1,760,259.68	Amount of Increase allowable.       3.0%	1,426,290.73
Judgements			
Total Deferred Charges	62,596.38	Maximum Appropriations within "CAPS" Sheet 19 @ 3.5%	51,226,431.53
Cash Deficit			
Reserve for Uncollected Taxes	2,972,210.90		
Total Exceptions	14,033,869.06		
Amount on Which CAP is Applied	47,543,024.28		
<u>0.5% CAP</u>	237,715.12		
Allowable Operating Appropriations before			
Additional Exceptions per (N.J.S.A. 40A:4-45.3)	47,780,739.40		

NOTE:

Sheet 3b

**MANDATORY MINIMUM BUDGET MESSAGE MUST INCLUDE A SUMMARY OF:**

1. HOW THE 1977 "CAP" WAS CALCULATED. (Explain in words what the "CAPS" mean and show the figures.)
2. 2017 "CAP" LEVY CAP WORKBOOK SUMMARY
3. A SUMMARY BY FUNCTION OF THE APPROPRIATIONS THAT ARE SPREAD AMONG MORE THAN ONE OFFICIAL LINE ITEM (e.g. if Police S & W appears in the regular section and also under "Operation Excluded from "CAPS" section, combine the figures for purposes of citizen understanding.)
4. INFORMATION OR A SCHEDULE SHOWING THE AMOUNTS CONTRIBUTED FROM EMPLOYEES, THE EMPLOYER SHARE AND THE TOTAL COST OF HEALTH CARE COVERAGE (Refer to LFN 2013-4).

EXPLANATORY STATEMENT - (Continued)

BUDGET MESSAGE

**RECAP OF GROUP INSURANCE APPROPRIATION**

Following is a recap of the City's Employee Group Insurance

Estimated Group Insurance Costs - 2017	\$ 9,412,407.00
--	-----------------

Estimated Amounts to be Contributed by Employees:

Contribution from all eligible emp.	1,523,716.00	
	1,523,716.00	

Budgeted Group Insurance on Sheet 15a	7,888,691.00
---------------------------------------	--------------

Budgeted Group Insurance on Sheet 20	-
--------------------------------------	---

Instead of receiving Health Benefits, 66 City employees have elected an opt-out for 2017. This opt-out amount is budgeted separately on Sheet 15a

Health Benefits Waiver	
Salaries and Wages	\$ 127,000.00

EXPLANATORY STATEMENT - (Continued)

BUDGET MESSAGE

**NEW JERSEY 2010 LOCAL UNIT LEVY CAP LAW**

P.L. 2007, c. 62, effective April 3, 2007, imposes a 4% CAP on the Tax Levy of your Municipality, with certain exception and exclusions. In addition to the all of the exceptions and exclusions the Local Finance Board may approve waivers for certain extraordinary costs identified by the Statute. The voters may also approve increases above the 4% CAP with a vote of at least 60%.

P.L. 2007, c. 62, was amended by P.L. 2008 c. 6 and P.L. 2010 c. 44 (S-29 R1).

The last amendment reduces the 4% to 2% and modifies some of the exceptions and exclusions. It also removes the LFB waiver. The voter referendum now requires a vote in excess of only 50% which is reduced from the original 60% in P.L. 2007, c. 62.

**SUMMARY LEVY CAP CALCULATION**

**LEVY CAP CALCULATION**

Prior Year Amount to be Raised by Taxation	31,947,976.66
Less: CY 2016 One Year Waivers	-
Less: Prior Year Deferred Charges to Future Taxation Unfunded	-
Less: Prior Year Deferred Charges: Emergencies	-
Less: Prior Year Recycling Tax	-
Net Prior Year Tax Levy for Municipal Purpose Tax for CAP Calculation	<u>31,947,976.66</u>
Plus 2% CAP Increase	<u>638,959.53</u>
<b>ADJUSTED TAX LEVY</b>	<u>32,586,936.19</u>
Plus: Assumption of Service/Function	-
<b>ADJUSTED TAX LEVY PRIOR TO EXCLUSIONS</b>	<u>32,586,936.19</u>

**ADJUSTED TAX LEVY PRIOR TO EXCLUSIONS**

32,586,936.19

Exclusions:

Allowable Shared Service Agreements Increase	
Allowable Health Insurance Costs Increase	10,012.00
Allowable Pension Obligations Increases	77,744.00
Allowable LOSAP Increase	13,030.00
Allowable Capital Improvements Increase	250,000.00
Allowable Debt Service and Capital Leases Inc.	-
Recycling Tax appropriation	-
Deferred Charge to Future Taxation Unfunded	27,325.00
Current Year Deferred Charges: Emergencies	-

Add Total Exclusions	<u>378,111.00</u>
Less Cancelled or Unexpended Waivers	
Less Cancelled or Unexpended Exclusions	-

**ADJUSTED TAX LEVY**

32,965,047.19

Additions:

New Ratables - Increase for new construction	15,413,000
Prior Year's Local Purpose Tax Rate(per\$100)	<u>0.820</u>
New Ratable Adjustment to Levy	126,386.60
Amounts approved by Referendum	
LEVY CAP Bank Used (2015 - 430,687. & 2016 - 312,992.19.)	743,679.19

**MAXIMUM ALLOWABLE AMOUNT TO BE RAISED BY TAXATION**

33,835,112.98

**AMOUNT TO BE RAISED BY TAXATION FOR MUNICIPAL PURPOSES**

33,835,112.98

**OVER OR (UNDER) 2% LEVY CAP**

(must be equal or under for Introduction)

(0.00)

**CURRENT FUND - ANTICIPATED REVENUES**

GENERAL REVENUES	FCOA	Anticipated		Realized in Cash
		2017	2016	2016
<b>1. Surplus Anticipated</b>	08-101	1,000,000.00	2,915,300.00	2,915,300.00
<b>2. Surplus Anticipated with Prior Written Consent of Director of Local Government Services</b>	08-102	-		
<b>Total Surplus Anticipated</b>	08-100	1,000,000.00	2,915,300.00	2,915,300.00
<b>3. Miscellaneous Revenues - Section A: Local Revenues</b>	XXXXXXX	XXXXXXXXXXXX	XXXXXXXXXXXX	XXXXXXXXXXXX
Licenses:	XXXXXXX	XXXXXXXXXXXX	XXXXXXXXXXXX	XXXXXXXXXXXX
Alcoholic Beverages	08-103	46,000.00	44,700.00	46,800.60
Other	08-104	196,000.00	190,900.00	196,169.00
Fees and Permits	08-105	1,388,000.00	1,198,500.00	1,388,842.50
Fines and Costs:	XXXXXXX	XXXXXXXXXXXX	XXXXXXXXXXXX	XXXXXXXXXXXX
Municipal Court	08-110	525,000.00	571,000.00	525,767.29
Other	08-109			
Interest and Costs on Taxes	08-112	493,000.00	672,000.00	493,120.05
Interest and Costs on Assessments	08-115			
Parking Meters	08-111			
Interest on Investments and Deposits	08-113	70,000.00	44,500.00	73,165.21
Anticipated Utility Operating Surplus-Electric	08-114			
Anticipated Utility Operating Surplus-Water	08-114			
Anticipated Utility Operating Surplus-Electric Refunding	08-114	-	722,000.00	722,000.00
Anticipated Utility Operating Surplus-Tax Relief	08-114			

**CURRENT FUND - ANTICIPATED REVENUES - (Continued)**

GENERAL REVENUES	FCOA	Anticipated		Realized in Cash
		2017	2016	2016
<b>3. Miscellaneous Revenues - Section A: Local Revenues (continued)</b>				
Cable T.V. Franchise Fee	08-105	290,000.00	264,000.00	290,313.58
Community Nursing Services	08-105	-	47,500.00	40,514.22
Fees and Permits - Public Defender Fees	08-105	20,000.00	11,500.00	23,692.50
Tower Rental	08-105	180,000.00	208,400.00	183,172.75
Rent - Economic Development	08-105	36,000.00	36,000.00	36,000.00
Payment in Lieu of Taxes - Redeemer Luthern Housing Inc.	08-105	19,000.00	12,500.00	19,361.84
Payment in Lieu of Taxes - Vineland Housing Authority	08-105	156,000.00	285,000.00	156,325.82
Payment in Lieu of Taxes - Commerical & Industrial (40A:2-1, et seq)	08-105	490,000.00	450,000.00	492,121.44
Payment in Lieu of Taxes - Landis Sewerage	08-105		-	
Hotel / Motel Tax	08-744	336,000.00	319,850.00	336,315.45
Payment In Lieu of Taxes-Vld Training	08-105	57,500.00	57,500.00	57,698.32
Payment In Lieu of Taxes-E Almond Estates	08-105	16,000.00	16,400.00	16,261.72
Payment In Lieu of Taxes-Spring Gardens Sr Housing	08-105	57,000.00	54,500.00	57,072.15
Payment In Lieu of Taxes-PAFA	08-105	17,500.00	23,500.00	17,500.00
Landis Marketplace Project-Annual Service Charge	08-105	30,000.00	25,000.00	30,000.00
<b>Total Section A: Local Revenue</b>	<b>08-001</b>	<b>4,423,000.00</b>	<b>5,255,250.00</b>	<b>5,202,214.44</b>

**CURRENT FUND - ANTICIPATED REVENUES - (Continued)**

GENERAL REVENUES	FCOA	Anticipated		Realized in Cash
		2017	2016	2016
<b>3. Miscellaneous Revenues - Section B: State Aid Without Offsetting Appropriations</b>				
Consolidated Municipal Property Tax Relief Aid	09-200	775,491.00	808,256.00	808,256.00
Energy Receipts Tax (P.L. 1997, Chapters 162 & 167)	09-202	5,404,428.00	5,371,663.00	5,371,663.00
Supplemental Energy Receipts Tax Spring Allocation SFY12	09-203	10,869.00	10,869.00	10,869.00
<b>Total Section B: State Aid Without Offsetting Appropriations</b>	<b>09-001</b>	<b>6,190,788.00</b>	<b>6,190,788.00</b>	<b>6,190,788.00</b>



**CURRENT FUND - ANTICIPATED REVENUES - (Continued)**

GENERAL REVENUES	FCOA	Anticipated		Realized in Cash
		2017	2016	2016
<b>3. Miscellaneous Revenues - Section C: Dedicated Uniform Construction Code Fees</b>				
<b>Offset with Appropriations (N.J.S. 40A:4-36 and N.J.A.C. 5:23-4.17)</b>	XXXXXXX	XXXXXXXXXXXX	XXXXXXXXXXXX	XXXXXXXXXXXX
Uniform Construction Code Fees	08-160	891,000.00	656,129.00	891,640.00
<b>Special Item of General Revenue Anticipated with Prior Written Consent of Director of Local Government Services:</b>	XXXXXXX	XXXXXXXXXXXX	XXXXXXXXXXXX	XXXXXXXXXXXX
Additional Dedicated Uniform Construction Code Fees Offset with Appropriations (N.J.S. 40A:4-45.3h and N.J.A.C. 5:23-4.17)	XXXXXXX	XXXXXXXXXXXX	XXXXXXXXXXXX	XXXXXXXXXXXX
Uniform Construction Code Fees	08-160			
<b>Total Section C: Dedicated Uniform Construction Code Fees Offset with Appropriations</b>	<b>08-002</b>	<b>891,000.00</b>	<b>656,129.00</b>	<b>891,640.00</b>

**CURRENT FUND - ANTICIPATED REVENUES - (Continued)**

GENERAL REVENUES	FCOA	Anticipated		Realized in Cash
		2017	2016	2016
<b>3. Miscellaneous Revenues - Section D: Special Items of General Revenue Anticipated</b>				
<b>    With Prior Written Consent of the Director of Local Government Services - Shared</b>				
<b>    Municipal Service Agreements Offset With Appropriations:</b>	xxxxxxx	xxxxxxxxxxx	xxxxxxxxxxx	xxxxxxxxxxx
Vineland Board of Education Vaccines	11-100	7,300.00	9,225.00	7,376.22
Vineland Board of Education-Radio Trunk System	11-102	21,266.00	21,266.00	21,266.00
LSA-Radio Trunk System	11-103	48.00	48.00	48.00
<b>Total Section D: Shared Service Agreements Offset With Appropriations</b>	11-001	28,614.00	30,539.00	28,690.22

**CURRENT FUND - ANTICIPATED REVENUES - (Continued)**

GENERAL REVENUES	FCOA	Anticipated		Realized in Cash
		2017	2016	2016
<b>3. Miscellaneous Revenues - Section E: Special Items of General Revenue Anticipated</b>				
<b>    With Prior Written Consent of the Director of Local Government Services - Additional</b>				
<b>    Revenue Offset with Appropriations (N.J.S. 40A:4-45.3h):</b>	xxxxxxx	xxxxxxxxxxx	xxxxxxxxxxx	xxxxxxxxxxx
Invalid Coach and Ambulance Revenue	08-105	2,770,000.00	2,695,000.00	2,773,840.22
<b>Total Section E: Special Item of General Revenue Anticipated with Prior Written</b>	xxxxxxx	xxxxxxxxxxx	xxxxxxxxxxx	xxxxxxxxxxx
<b>    Consent of Director of Local Government Services - Additional Revenues</b>	08-003	2,770,000.00	2,695,000.00	2,773,840.22

**CURRENT FUND - ANTICIPATED REVENUES - (Continued)**

GENERAL REVENUES	FCOA	Anticipated		Realized in Cash
		2017	2016	2016
<b>3. Miscellaneous Revenues - Section F: Special Items of General Revenue Anticipated</b>				
<b>With Prior Written Consent of Director of Local Government Services - Public and</b>				
<b>Private Revenues Offset with Appropriations:</b>	xxxxxxx	xxxxxxxxxxx	xxxxxxxxxxx	xxxxxxxxxxx
UEZ 2nd Gen	10-785	-	2,124,685.50	2,124,685.50
N.J. Transportation Trust Fund Authority Act/FHA	10-865			
Recycling Tonnage Grant	10-701	306,675.00	255,217.79	255,217.79
Drunk Driving Enforcement Fund	10-745		44,641.03	44,641.03
Clean Communities Program	10-770			
Alcohol Education and Rehabilitation Fund	10-702		10,515.07	10,515.07
Municipal Alliance on Alcoholism and Drug Abuse	10-703		52,358.00	52,358.00
Safe and Secure Communities Program - P.L. 1994, Chapter 220	10-704	90,000.00		
UEZ first Gen Aquisition Travel Inn	10-798			
Boys an Girls Club of Vineland-Police Chaplain Program	10-742			
DHTS-2017 Distracted Driving Crackdown	10-743	5,500.00		
NJ DOT-Garden and Mill Roads	10-733		87,200.00	87,200.00
JAG Grant	10-732		82,486.00	82,486.00
NJ DOT-Landis Avenue Orchard to Moyer	10-731		59,172.00	59,172.00
Click it or Ticket	10-725		5,000.00	5,000.00
Highway Safety Fund Grant-Safe Corridor	10-740		43,193.80	43,193.80
National Association of County & City Health Officials(NACCHO)	10-788	1,500.00	30,000.00	30,000.00
Bulletproof Vest Partnership Program	10-777		17,532.90	17,532.90
Body Armor Replacement Program	10-778		11,888.20	11,888.20

**CURRENT FUND - ANTICIPATED REVENUES - (Continued)**

GENERAL REVENUES	FCOA	Anticipated		Realized in Cash
		2017	2016	2016
<b>3. Miscellaneous Revenues - Section F: Special Items of General Revenue Anticipated</b>				
<b>With Prior Written Consent of Director of Local Government Services - Public and</b>				
<b>Private Revenues Offset with Appropriations-Continued</b>	XXXXXXXX	XXXXXXXXXXXX	XXXXXXXXXXXX	XXXXXXXXXXXX
Drive Sober or Get pulled Over	10-729		10,000.00	10,000.00
NJDOT Blackwater Branch Culvert	10-730		95,566.00	95,566.00
VDC	10-799	16,500.00	16,500.00	16,500.00
VDC 2017 Addl Funds 53rd Week	10-716		317.31	317.31
Vineland Marketing Project	10-794			
CC-Prosecutor's Office-Forfeiture Funding Police Accreditation	10-796			
Donations - School Counts	10-741	2,965.17	1,755.56	1,755.56
VDID 19th 2017	10-736	475,000.00	14,108.00	14,108.00
Cumberland County EMAA Fire Dept S& W	10-790	7,000.00	10,000.00	10,000.00
EZDC Ecomonic Development	10-790	681,341.21		
EZDC Corporation Employee	10-728	65,210.00		
Cape Atlanrtic YMCA-NJ Partnership	10-793		136,588.00	136,588.00
FDA Voluntary National Food Regulatory Program Standards	10-722	16,477.00	54,474.00	54,474.00
Safe and Secure Communitis Program 2017	10-784		90,000.00	90,000.00
Enterprise Zone Assistance Funds-2nd Generation	10-786		1,184,461.00	1,184,461.00
CC Cultural Heritage	10-727	1,500.00	1,320.00	1,320.00
Cumberland County Health Department Live	10-794		60,000.00	60,000.00
Office of Emergency Management Assistant	10-734			
CC-Prosecutor's Office-Vineland Police Department Community Policing & Body Worn Cameras	10-737		35,700.00	35,700.00

**CURRENT FUND - ANTICIPATED REVENUES - (Continued)**

GENERAL REVENUES	FCOA	Anticipated		Realized in Cash
		2017	2016	2016
<b>3. Miscellaneous Revenues - Section F: Special Items of General Revenue Anticipated</b>				
<b>With Prior Written Consent of Director of Local Government Services - Public and</b>				
<b>Private Revenues Offset with Appropriations (Continued):</b>	xxxxxxx	xxxxxxxxxxxxx	xxxxxxxxxxxxx	xxxxxxxxxxxxx
NJDOT Resurfacing of Landis Ave Phase 1 & 2	10-717	2,194,297.00	650,710.00	650,710.00
NJDOT Landis Traffic Signal Upgrades	10-718		796,077.00	796,077.00
NJDOT Sabater Elementary School	10-719	303,977.00		
NJ Partnership for Health Kids	10-720	5,000.00		
Southern NJ Perinatal Cooperative-Tobacco	10-721	30,260.00		
NJDOT FHA Landis Ave	10-722		49,667.00	49,667.00
NJDEP FY2016	10-723		152,185.17	152,185.17
<b>Total Section F: Special Item of General Revenue Anticipated with Prior Written</b>	xxxxxxx	xxxxxxxxxxxxx	xxxxxxxxxxxxx	xxxxxxxxxxxxx
<b>Consent of Director of Local Government Services - Public and Private Revenues</b>	10-001	4,203,202.38	6,183,319.33	6,183,319.33

**CURRENT FUND - ANTICIPATED REVENUES - (Continued)**

GENERAL REVENUES	FCOA	Anticipated		Realized in Cash
		2017	2016	2016
<b>3. Miscellaneous Revenues - Section G: Special Items of General Revenue Anticipated</b>				
<b>With Prior Written Consent of Director of Local Government Services - Other Special</b>				
<b>Items:</b>	xxxxxxx	xxxxxxxxxxx	xxxxxxxxxxx	xxxxxxxxxxx
Utility Operating Surplus of Prior Year-Electric	08-116	6,668,095.00	5,168,095.00	5,168,095.00
Utility Operating Surplus of Prior Year-Water	08-106	241,000.00	241,000.00	241,000.00
Uniform Fire Safety Act	08-106	250,000.00	245,000.00	251,481.00
Uniform Fire SafetyAct-Non-Life Hazard Use Registration Fees	08-106	75,000.00	69,500.00	75,305.00
Assessment Trust Surplus	08-133	45,000.00	45,000.00	45,000.00
Reserve to Pay Bonds and Notes	08-138	132,497.15	300,000.00	300,000.00
Sale of City Owned Property	08-140	-	-	
General Capital Surplus	08-141	90,000.00	65,000.00	65,000.00
Surplus Solid Waste District	08-142	400,000.00	400,000.00	400,000.00
Vacant Property Registration Fee	08-144	550,000.00		(792,362.54)

**CURRENT FUND - ANTICIPATED REVENUES - (Continued)**

GENERAL REVENUES	FCOA	Anticipated		Realized in Cash
		2017	2016	2016
<b>3. Miscellaneous Revenues - Section G: Special Items of General Revenue Anticipated</b>				
<b>    With Prior Written Consent of Director of Local Government Services - Other Special</b>				
<b>    Items-(Continued)</b>	XXXXXXX	XXXXXXXXXXXX	XXXXXXXXXXXX	XXXXXXXXXXXX
<b>Total Section G: Special Items of General Revenue Anticipated with Prior Written</b>	XXXXXXX	XXXXXXXXXXXX	XXXXXXXXXXXX	XXXXXXXXXXXX
<b>    Consent of Director of Local Government Services - Other Special Items</b>	08-004	8,451,592.15	6,533,595.00	6,545,881.00



**CURRENT FUND - ANTICIPATED REVENUES - (Continued)**

GENERAL REVENUES	FCOA	Anticipated		Realized in Cash
		2017	2016	2016
<b>Summary of Revenues</b>	XXXXX	XXXXXXXXXXXX	XXXXXXXXXXXX	XXXXXXXXXXXX
<b>1. Surplus Anticipated (Sheet 4, #1)</b>	08-101	1,000,000.00	2,915,300.00	2,915,300.00
<b>2. Surplus Anticipated with Prior Written Consent of Director of Local Government Services (Sheet 4, #2)</b>	08-102	-	-	-
<b>3. Miscellaneous Revenues:</b>	XXXXX	XXXXXXXXXXXX	XXXXXXXXXXXX	XXXXXXXXXXXX
Total Section A: Local Revenues	08-001	4,423,000.00	5,255,250.00	5,202,214.44
Total Section B: State Aid Without Offsetting Appropriations	09-001	6,190,788.00	6,190,788.00	6,190,788.00
Total Section C: Dedicated Uniform Construction Code Fees Offset with Appropriations	08-002	891,000.00	656,129.00	891,640.00
Total Section D: Special Items of General Revenue Anticipated with Prior Written Consent of Director of Local Government Services - Interlocal Municipal Service Agreements	11-001	28,614.00	30,539.00	28,690.22
Total Section E: Special Items of General Revenue Anticipated with Prior Written Consent of Director of Local Government Services - Additional Revenues	08-003	2,770,000.00	2,695,000.00	2,773,840.22
Total Section F: Special Items of General Revenue Anticipated with Prior Written Consent of Director of Local Government Services - Public and Private Revenues	10-001	4,203,202.38	6,183,319.33	6,183,319.33
Total Section G: Special Items of General Revenue Anticipated with Prior Written Consent of Director of Local Government Services - Other Special Items	08-004	8,451,592.15	6,533,595.00	6,545,881.00
<b>Total Miscellaneous Revenues</b>	13-099	26,958,196.53	27,544,620.33	27,816,373.21
<b>4. Receipts from Delinquent Taxes</b>	15-499	1,060,000.00	2,200,000.00	540,592.06
<b>5. Subtotal General Revenues (Items 1, 2, 3 and 4)</b>	13-199	29,018,196.53	32,659,920.33	31,272,265.27
<b>6. Amount to be Raised by Taxes for Support of Municipal Budget:</b>	XXXXX			
a) Local Tax for Municipal Purposes Including Reserve for Uncollected Taxes	07-190	33,835,112.98	31,947,976.66	XXXXXXXXXXXX
b) Addition to Local District School Tax	07-191			XXXXXXXXXXXX
c) Minimum Library Tax	07-192	1,365,145.00	1,392,056.00	
<b>Total Amount to be Raised by Taxes for Support of Municipal Budget</b>	07-199	35,200,257.98	33,340,032.66	33,236,310.19
<b>7. Total General Revenues</b>	13-299	64,218,454.51	65,999,952.99	64,508,575.46

## CURRENT FUND - APPROPRIATIONS

8. GENERAL APPROPRIATIONS	FCOA	Appropriated				Expended 2016	
(A) Operations - within "CAPS"		2017	2016	2016 By Emergency Appropriation	Total 2016 As Modified By All Transfers	Paid or Charged	Reserved
<b>GENERAL GOVERNMENT FUNCTIONS:</b>							
General Administration - Directors Office	20-100						
Salaries and Wages	20-100-1	183,669.00	134,006.00		141,006.00	137,275.66	3,730.34
Other Expenses	20-100-2	29,700.00	21,950.00		21,950.00	7,332.89	14,617.11
General Administration - Department of Administration	20-100						
Salaries and Wages	20-100-1	107,497.00	109,364.00		112,364.00	112,139.50	224.50
Other Expenses	20-100-2	7,929.00	6,100.00		7,600.00	7,271.75	328.25
Human Resources (Personnel)	20-105						
Salaries and Wages	20-105-1	74,776.00	81,660.00		82,660.00	82,418.04	241.96
Other Expenses	20-105-2	3,396.00	3,396.00		3,996.00	3,577.91	418.09
Mayor and Council	20-110						
Salaries and Wages	20-110-1	67,625.00	55,309.00		55,439.00	55,411.73	27.27
Other Expenses	20-110-2	3,612.00	3,612.00		3,612.00	2,031.02	1,580.98

## CURRENT FUND - APPROPRIATIONS

8. GENERAL APPROPRIATIONS	FCOA	Appropriated				Expended 2016	
(A) Operations - within "CAPS" - (continued)		2017	2016	2016 By Emergency Appropriation	Total 2016 As Modified By All Transfers	Paid or Charged	Reserved
<b>GENERAL GOVERNMENT FUNCTIONS - (cont.):</b>							
Municipal Clerk	20-120						
Salaries and Wages	20-120-1	223,616.00	216,111.00		216,111.00	191,980.09	24,130.91
Other Expenses	20-120-2	25,580.00	24,095.00		24,095.00	16,957.50	7,137.50
Elections	20-120						
Other Expenses	20-120-2	46,000.00	133,000.00		37,999.99	37,898.31	101.68
Financial Administration (Treasurer's Office)	20-130						
Salaries and Wages	20-130-1	250.00	256.00		256.00	254.93	1.07
Industrial Commission	20-150						
Other Expenses	20-150-2				-		-
Financial Administration (Treasury - Dept. of Finance)	20-130						
Salaries and Wages	20-130-1	387,782.00	352,960.00		364,960.00	360,015.75	4,944.25
Other Expenses(Including bank fees)	20-130-2	42,075.00	41,075.00		48,075.00	45,173.83	2,901.17

**CURRENT FUND - APPROPRIATIONS**

8. GENERAL APPROPRIATIONS  (A) Operations - within "CAPS" - (continued)	FCOA	Appropriated				Expended 2016	
		2017	2016	2016 By Emergency Appropriation	Total 2016 As Modified By All Transfers	Paid or Charged	Reserved
<b>GENERAL GOVERNMENT FUNCTIONS- (cont.):</b>							
Audit Services	20-135						
Other Expenses	20-135-2	43,324.00	43,324.00		43,324.00	43,323.60	0.40
Computerized Data Processing (MIS)	20-140						
Salaries and Wages	20-140-1	270,691.00	237,517.00		237,517.00	215,921.39	21,595.61
Other Expenses	20-140-2	509,675.00	442,960.00		442,960.00	441,663.99	1,296.01
Revenue Administration (Tax Collection)	20-145						
Salaries and Wages	20-145-1	274,834.00	276,380.00		276,380.00	271,270.68	5,109.32
Other Expenses	20-145-2	62,791.00	64,154.00		64,154.00	54,456.58	9,697.42
Liquidation of Tax Title Liens & Forclosed Property	20-145						
Other Expenses	20-145-2	7,000.00	7,000.00		7,000.00		7,000.00
Tax Assessment	20-150						
Salaries and Wages	20-150-1	241,136.00	197,478.00		210,478.00	208,206.12	2,271.88
Other Expenses	20-150-2	50,000.00	60,500.00		47,500.00	24,816.66	22,683.34

## CURRENT FUND - APPROPRIATIONS

8. GENERAL APPROPRIATIONS	FCOA	Appropriated				Expended 2016	
(A) Operations - within "CAPS" - (continued)		2017	2016	2016 By Emergency Appropriation	Total 2016 As Modified By All Transfers	Paid or Charged	Reserved
<b>GENERAL GOVERNMENT FUNCTIONS- (cont.):</b>							
Legal Services (Legal Department)	20-155						
Salaries and Wages	20-155-1	47,500.00	40,097.00		42,097.00	41,964.99	132.01
Other Expenses	20-155-2	276,962.00	245,710.00		308,710.00	283,429.29	25,280.71
Engineering Services	20-165						
Salaries and Wages	20-165-1	815,010.00	740,606.00		740,606.00	725,523.27	15,082.73
Other Expenses	20-165.2	32,340.00	32,340.00		32,340.00	27,994.98	4,345.02
<b>LAND USE ADMINISTRATION:</b>							
Planning Board	20-165						
Salaries and Wages	20-165-1	240,898.00	252,548.00		253,048.00	252,166.58	881.42
Other Expenses	20-165.2	74,875.00	31,875.00		31,875.00	5,232.30	26,642.70
Zoning Board of Adjustment	21-185						
Salaries and Wages	21-185-1	87,562.00	93,278.00		102,278.00	99,142.10	3,135.90
Other Expenses	21-185-2	6,400.00	7,150.00		7,150.00	831.35	6,318.65

**CURRENT FUND - APPROPRIATIONS**

8. GENERAL APPROPRIATIONS  (A) Operations - within "CAPS" - (continued)	FCOA	Appropriated				Expended 2016	
		2017	2016	2016 By Emergency Appropriation	Total 2016 As Modified By All Transfers	Paid or Charged	Reserved
<b>LAND USE ADMINISTRATION- (cont.):</b>							
Other Code Enforcement Functions (L&I)	22-200						
Salaries and Wages	22-220-1	216,906.00	174,486.00		164,486.00	122,991.78	41,494.22
Other Expenses	22-220-2	20,450.00	17,950.00		27,950.00	22,451.61	5,498.39
Department of License & Inspection - Directors Office	22-200						
Salaries and Wages	22-220-1	47,564.00	46,475.00		46,475.00	38,211.02	8,263.98
Other Expenses	22-220-2	4,350.00	900.00		900.00	556.17	343.83
<b>INSURANCE:</b>							
Other Insurance (Self Insurance)	23-211-2	500,000.00	500,000.00		500,000.00	500,000.00	-
General Liability	23-210-2	691,565.00	665,968.00		665,968.00	547,166.16	118,801.84
Workers Compensation Insurance	23-215-2	780,000.00	984,000.00		984,000.00	984,000.00	-
Employee Group Health	23-220-2	7,888,691.00	7,708,079.00		7,646,349.00	7,499,222.47	147,126.53
Group Insurance Buy-out	23-221-1	127,000.00	126,208.00		126,208.00	124,693.27	1,514.73

## CURRENT FUND - APPROPRIATIONS

8. GENERAL APPROPRIATIONS	FCOA	Appropriated				Expended 2016	
(A) Operations - within "CAPS" - (continued)		2017	2016	2016 By Emergency Appropriation	Total 2016 As Modified By All Transfers	Paid or Charged	Reserved
<b>PUBLIC SAFETY FUNCTIONS:</b>							
Police Department	25-240						
Salaries and Wages	25-240-1	13,972,922.00	13,504,021.00		13,704,021.00	13,673,272.16	30,748.84
Other Expenses	25-240-2	875,806.00	834,806.00		834,806.00	831,820.32	2,985.68
Police Department-Director							
Salaries and Wages (Including Director)	25-240-1	7,500.00	7,645.00		7,645.00	7,644.19	0.81
Office of Emergency Management	25-252						
Salaries and Wages	25-252-1	10,000.00			-		-
Other Expenses	25-252-2	7,000.00	7,000.00		7,000.00	6,999.29	0.71
Fire Department (Directors Office)	25-265						
Salaries and Wages	25-265-1	5,000.00	5,097.00		5,097.00	5,095.95	1.05
Other Expenses	25-265-2	100.00	100.00		100.00	36.50	63.50
Fire Department (Fire Supperssion)	25-265						
Salaries and Wages	25-265-1	2,230,518.00	2,264,214.00		2,324,214.00	2,299,700.71	24,513.29
Other Expenses	25-265-2	311,445.00	336,445.00		276,445.00	276,321.90	123.10
Aid to Volunteer Fire Companies	25-265-2	75,000.00					

## CURRENT FUND - APPROPRIATIONS

8. GENERAL APPROPRIATIONS	FCOA	Appropriated				Expended 2016	
(A) Operations - within "CAPS" - (continued)		2017	2016	2016 By Emergency Appropriation	Total 2016 As Modified By All Transfers	Paid or Charged	Reserved
<b>PUBLIC SAFETY FUNCTIONS- (cont.):</b>							
Fire Department (Fire Hydrant Service)	25-265						
Other Expenses	25-265-2	53,406.00	53,324.00		53,324.00	48,854.41	4,469.59
Fire Department (Uniform Fire Code Enforcement)	25-265						
Salaries and Wages	25-265-1	248,642.00	240,119.00		240,119.00	237,666.29	2,452.71
Other Expenses	25-265-2	25,850.00	25,850.00		25,850.00	25,520.56	329.44
Municipal Prosecutor's Office	25-275						
Salaries and Wages	25-275-1	138,444.00	143,011.00		103,011.00	90,339.09	12,671.91
Other Expenses	25-275-2	7,150.00	7,150.00		7,150.00	4,063.21	3,086.79
Public Defender (P.L. 1997, c.256)	43-495						
Salaries and Wages	43-495-1	48,925.00	77,302.00		77,302.00	75,539.30	1,762.70
Other Expenses	43-495-2	10,000.00	10,000.00		10,000.00	3,611.45	6,388.55
Municipal Court	43-490						
Salaries and Wages	43-490-1	478,183.00	554,843.00		541,843.00	492,442.44	49,400.56
Other Expenses	43-490-2	90,245.00	77,220.00		90,220.00	87,425.95	2,794.05



## CURRENT FUND - APPROPRIATIONS

8. GENERAL APPROPRIATIONS	FCOA	Appropriated				Expended 2016	
(A) Operations - within "CAPS" - (continued)		2017	2016	2016 By Emergency Appropriation	Total 2016 As Modified By All Transfers	Paid or Charged	Reserved
<b>PUBLIC WORKS FUNCTIONS:</b>							
Streets and Roads Maintenance	26-290						
Salaries and Wages	26-290-1	1,619,446.00	1,622,393.00		1,587,393.00	1,492,176.43	95,216.57
Other Expenses	26-290-2	164,220.00	141,220.00		141,220.00	140,467.62	752.38
Other Public Works Functions - Directors Office	26-300						
Salaries and Wages	26-300-1	4,750.00	4,842.00		4,842.00	4,842.00	-
Other Expenses	26-300-2	52,485.00	52,485.00		52,485.00	42,939.60	9,545.40
Solid Waste Collection	26-305						
Other Expenses	26-305-2	200,000.00	20,000.00		20,000.00	9,962.75	10,037.25
Community Service Act (Condo Community Costs)	26-325						
Other Expenses	26-325-2	5,000.00	5,000.00		5,000.00		5,000.00
Building & Grounds	26-310						
Salaries and Wages	26-310-1	310,779.00	350,764.00		350,764.00	349,347.66	1,416.34
Other Expenses	26-310-2	241,035.00	231,575.00		253,575.00	252,950.64	624.36

**CURRENT FUND - APPROPRIATIONS**

8. GENERAL APPROPRIATIONS  (A) Operations - within "CAPS" - (continued)	FCOA	Appropriated				Expended 2016	
		2017	2016	2016 By Emergency Appropriation	Total 2016 As Modified By All Transfers	Paid or Charged	Reserved
<b>PUBLIC WORKS FUNCTIONS - (cont.):</b>							
Vehicle Maintenance (Including Police Vehicles)	26-315						
Salaries and Wages	26-315-1	387,642.00	378,169.00		378,169.00	366,877.71	11,291.29
Other Expenses	26-315-2	553,000.00	553,000.00		588,000.00	569,836.27	18,163.73
<b>HEALTH AND HUMAN SERVICES FUNCTIONS:</b>							
Public Health Services (Director's Office/Registrar)	27-330						
Salaries and Wages	27-330-1	81,008.00	76,091.00		76,091.00	74,113.98	1,977.02
Other Expenses	27-330-2	8,900.00	8,900.00		8,900.00	5,355.30	3,544.70
Public Health Services (Invalid Coach & Ambulance)	27-330						
Salaries and Wages	27-330-1				-		-
Other Expenses	27-330-2				-		-
Public Health Services (Health Department Office)	27-330						
Salaries and Wages	27-330-1	1,165,986.00	1,095,010.00		1,095,010.00	1,076,957.65	18,052.35
Other Expenses	27-330-2	77,010.00	79,510.00		79,510.00	64,874.28	14,635.72
Nursing	27-330						
Salaries and Wages	27-330-1	9,959.00	55,717.00		55,717.00	39,126.70	16,590.30
Other Expenses	27-330-2	940.00	2,940.00		2,940.00	2,208.02	731.98

## CURRENT FUND - APPROPRIATIONS

8. GENERAL APPROPRIATIONS	FCOA	Appropriated				Expended 2016	
(A) Operations - within "CAPS" - (continued)		2017	2016	2016 By Emergency Appropriation	Total 2016 As Modified By All Transfers	Paid or Charged	Reserved
<b>HEALTH AND HUMAN SERVICES FUNCTIONS - (cont.):</b>							
State of NJ - Public Employees Occ. Safety & Health	20-100						
Salaries and Wages	20-100-1	87,048.00	55,169.00		55,169.00	54,185.11	983.89
Other Expenses	20-100-2	4,833.00	3,858.00		3,858.00	1,218.23	2,639.77
Animal Control Service	27-340						
Salaries and Wages	27-340-1	72,062.00	73,579.00		73,579.00	70,172.12	3,406.88
Other Expenses	27-340-2	119,950.00	119,950.00		119,950.00	102,434.77	17,515.23
<b>PARK AND RECREATION FUNCTIONS:</b>							
Recreation Services and Programs	28-370						
Salaries and Wages	28-370-1	405,407.00	396,762.00		397,262.00	395,374.62	1,887.38
Other Expenses	28-370-2	88,226.00	93,226.00		93,226.00	71,663.98	21,562.02
Maintenance of Parks	28-375						
Salaries and Wages	28-375-1	284,470.00	233,351.00		233,351.00	211,239.68	22,111.32
Other Expenses	28-375-2	23,935.00	23,935.00		23,935.00	23,075.83	859.17

**CURRENT FUND - APPROPRIATIONS**

8. GENERAL APPROPRIATIONS  (A) Operations - within "CAPS" - (continued)	FCOA	Appropriated				Expended 2016	
		2017	2016	2016 By Emergency Appropriation	Total 2016 As Modified By All Transfers	Paid or Charged	Reserved
<b>OTHER MISCELLANEOUS FUNCTIONS:</b>							
Environmental Health Services	27-335						
Salaries and Wages	27-335-1	6,000.00	6,116.00		6,116.00	5,920.61	195.39
Other Expenses	27-335-2	6,230.00	2,580.00		3,330.00	3,302.69	27.31
Accumulated Leave Compensation	30-415						
Salaries and Wages	30-415-1	64,150.00	150,000.00		150,000.00	102,298.74	47,701.26
Salary & Wage Adjustment	30-425						
Salaries and Wages	30-425-1	250,000.00	500,000.00		500,000.00	253,843.49	246,156.51
General Admin. (Publicity & Public Information)	20-100						
Other Expenses	20-100-2	67,000.00	29,800.00		29,800.00	24,328.09	5,471.91
Reserve for Storms	26-300-2	90,000.00	120,000.00		120,000.00	96,142.43	23,857.57

## CURRENT FUND - APPROPRIATIONS

8. GENERAL APPROPRIATIONS	FCOA	Appropriated				Expended 2016	
(A) Operations - within "CAPS" - (continued)		2017	2016	2016 By Emergency Appropriation	Total 2016 As Modified By All Transfers	Paid or Charged	Reserved
Uniform Construction Code - Appropriations	XXXXXX	XXXXXXXXXX	XXXXXXXXXX	XXXXXXXXXX	XXXXXXXXXX	XXXXXXXXXX	XXXXXXXXXX
Offset by Dedicated Revenues (N.J.A.C. 5:23-4.17)	XXXXXX	XXXXXXXXXX	XXXXXXXXXX	XXXXXXXXXX	XXXXXXXXXX	XXXXXXXXXX	XXXXXXXXXX
State Uniform Construction Code							
Construction Official	22-195						
Salaries and Wages	22-195-1	463,365.00	546,730.00		453,980.00	440,664.83	13,315.17
Other Expenses	22-195-2	45,310.00	14,310.00		32,060.00	21,886.31	10,173.69

## CURRENT FUND - APPROPRIATIONS

8. GENERAL APPROPRIATIONS	FCOA	Appropriated				Expended 2016	
(A) Operations - within "CAPS" - (continued)		2017	2016	2016 By Emergency Appropriation	Total 2016 As Modified By All Transfers	Paid or Charged	Reserved
<b>UNCLASSIFIED:</b>	XXXXXX	XXXXXXXXXX	XXXXXXXXXX	XXXXXXXXXX	XXXXXXXXXX	XXXXXXXXXX	XXXXXXXXXX
Celebration of Public Events, Anniversary or Holiday	30-420-2	12,200.00	12,200.00		13,000.00	12,989.00	11.00
<b>UTILITY EXPENSES AND BULK PURCHASES:</b>							
Electricity	31-430-2	770,000.00	735,000.00		785,000.00	722,450.66	62,549.34
Street Lighting	31-345-2	242,840.00	220,000.00		220,000.00	198,883.79	21,116.21
Telephone (excluding equipment acquisitions)	31-440-2	165,000.00	190,000.00		190,000.00	158,263.42	31,736.58
Water	31-445-2	62,500.00	56,000.00		62,500.00	59,397.15	3,102.85
Gas (Natural or Propane)	31-446-2	95,000.00	126,000.00		126,000.00	82,402.87	43,597.13
Fuel Oil	31-447-2	2,500.00	8,500.00		8,500.00	1,363.91	7,136.09
Telecommunication Costs	31-450-2	5,000.00	8,000.00		8,000.00	3,821.80	4,178.20
Sewerage Processing and Disposal	31-455-2	26,000.00	26,000.00		26,000.00	23,003.00	2,997.00
Gasoline	31-460-2	460,000.00	700,000.00		529,450.00	326,014.25	203,435.75
<b>Total Operations (Item 8(A)) within "CAPS"</b>	34-199	41,918,353.00	41,456,706.00	-	41,401,705.99	39,719,706.98	1,681,999.01
<b>B. Contingent</b>	35-470	20,000.00	20,000.00	XXXXXXXXXX	20,000.00	8,600.64	11,399.36
<b>Total Operations Including Contingent - within "CAPS"</b>	34-201	41,938,353.00	41,476,706.00	-	41,421,705.99	39,728,307.62	1,693,398.37
<b>Detail:</b>							
<b>Salaries &amp; Wages</b>	34-201-1	25,639,522.00	25,349,476.00	-	25,466,856.00	24,733,735.09	733,120.91
<b>Other Expenses (Including Contingent)</b>	34-201-2	16,298,831.00	16,127,230.00	-	15,954,849.99	14,994,572.53	960,277.46

## CURRENT FUND - APPROPRIATIONS

8. GENERAL APPROPRIATIONS	FCOA	Appropriated				Expended 2016	
		2017	2016	2016 By Emergency Appropriation	Total 2016 As Modified By All Transfers	Paid or Charged	Reserved
(E) Deferred Charges and Statutory Expenditures - Municipal within "CAPS"	XXXXXX	XXXXXXXXXX	XXXXXXXXXX	XXXXXXXXXX	XXXXXXXXXX	XXXXXXXXXX	XXXXXXXXXX
(1) DEFERRED CHARGES	XXXXXX	XXXXXXXXXX	XXXXXXXXXX	XXXXXXXXXX	XXXXXXXXXX	XXXXXXXXXX	XXXXXXXXXX
Emergency Authorizations	46-870			XXXXXXXXXX	-		XXXXXXXXXX
				XXXXXXXXXX			XXXXXXXXXX
				XXXXXXXXXX	-		XXXXXXXXXX
				XXXXXXXXXX			XXXXXXXXXX
				XXXXXXXXXX			XXXXXXXXXX
				XXXXXXXXXX			XXXXXXXXXX
				XXXXXXXXXX			XXXXXXXXXX
				XXXXXXXXXX			XXXXXXXXXX
				XXXXXXXXXX			XXXXXXXXXX
				XXXXXXXXXX			XXXXXXXXXX
				XXXXXXXXXX			XXXXXXXXXX
				XXXXXXXXXX			XXXXXXXXXX
				XXXXXXXXXX			XXXXXXXXXX
				XXXXXXXXXX			XXXXXXXXXX
				XXXXXXXXXX			XXXXXXXXXX
				XXXXXXXXXX			XXXXXXXXXX
				XXXXXXXXXX			XXXXXXXXXX
				XXXXXXXXXX			XXXXXXXXXX
				XXXXXXXXXX			XXXXXXXXXX
				XXXXXXXXXX			XXXXXXXXXX

## CURRENT FUND - APPROPRIATIONS

8. GENERAL APPROPRIATIONS	FCOA	Appropriated				Expended 2016	
		2017	2016	2016 By Emergency Appropriation	Total 2016 As Modified By All Transfers	Paid or Charged	Reserved
(E) Deferred Charges and Statutory Expenditures - Municipal within "CAPS" - (continued)	XXXXXX	XXXXXXXXXX	XXXXXXXXXX	XXXXXXXXXX	XXXXXXXXXX	XXXXXXXXXX	XXXXXXXXXX
<b>(2) STATUTORY EXPENDITURES:</b>	XXXXXX	XXXXXXXXXX	XXXXXXXXXX	XXXXXXXXXX	XXXXXXXXXX	XXXXXXXXXX	XXXXXXXXXX
Contribution to:							
Public Employees' Retirement System	36-471	1,360,595.00	1,272,900.81		1,272,900.81	1,257,696.60	15,204.21
Social Security System (O.A.S.I.)	36-472	1,177,541.00	1,309,301.00		1,309,301.00	1,140,357.57	168,943.43
Consolidated Police & Fireman's Pension Fund	36-474				-		-
Police and Firemen's Retirement System of NJ	36-475	3,358,373.00	3,452,116.47		3,505,116.47	3,504,008.35	1,108.12
Unemployment Compensation Insurance (N.J.S.A. 43:21-3 et seq.)	23-225	20,000.00	10,000.00		10,000.00	10,000.00	-
Defined Contribution Retirement Program(DCRP)	36-477	22,000.00	22,000.00		22,000.00	14,236.91	7,763.09
							-
<b>Total Deferred Charges and Statutory Expenditures - Municipal within "CAPS"</b>	<b>34-209</b>	<b>5,938,509.00</b>	<b>6,066,318.28</b>	<b>-</b>	<b>6,119,318.28</b>	<b>5,926,299.43</b>	<b>193,018.85</b>
<b>(G) Cash Deficit of Preceding Year</b>	<b>46-855</b>						
<b>(H-1) Total General Appropriations for Municipal Purposes within "CAPS"</b>	<b>34-299</b>	<b>47,876,862.00</b>	<b>47,543,024.28</b>	<b>-</b>	<b>47,541,024.27</b>	<b>45,654,607.05</b>	<b>1,886,417.22</b>



## CURRENT FUND - APPROPRIATIONS

8. GENERAL APPROPRIATIONS	FCOA	Appropriated				Expended 2016	
(A) Operations - Excluded from "CAPS"		2017	2016	2016 By Emergency Appropriation	Total 2016 As Modified By All Transfers	Paid or Charged	Reserved
<b>Insurance (N.J.S.A. 40A:4-45.3(00))</b>		XXXXXXXXXX	XXXXXXXXXX	XXXXXXXXXX	XXXXXXXXXX	XXXXXXXXXX	XXXXXXXXXX
General Liability	23-210-2						-
Workers Compensation Insurance	23-215-2						-
Employee Group Health	23-220-2		120,003.00		120,003.00		120,003.00
<b>STATUTORY EXPENDITURES:</b>							
Police and Firemen's Retirement System of NJ	36-475-2				-		-
Public Employees' Retirement System	36-475-2				-		-
Length of Service Award Program - Fire	25-265-2	154,133.00	138,336.00		138,336.00	136,918.52	1,417.48
<b>Municipal Library</b>	29-390						
Other Expenses	29-390-2	1,365,145.00	1,392,056.00		1,392,056.00	1,319,726.51	72,329.49
Storm Water Regulations	43-490-2	-	13,000.00		13,000.00	6,500.00	6,500.00
Reserve for Tax Appeals	29-395-2	2,500.00	2,500.00		2,500.00		2,500.00



## CURRENT FUND - APPROPRIATIONS

8. GENERAL APPROPRIATIONS	FCOA	Appropriated				Expended 2016	
(A) Operations - Excluded from "CAPS"		2017	2016	2016 By Emergency Appropriation	Total 2016 As Modified By All Transfers	Paid or Charged	Reserved
Uniform Construction Code Appropriations Offset by Increased Revenues (N.J.A.C. 5:23-4.17) Fee	XXXXXX	XXXXXXXXXX	XXXXXXXXXX	XXXXXXXXXX	XXXXXXXXXX	XXXXXXXXXX	XXXXXXXXXX
	XXXXXX	XXXXXXXXXX	XXXXXXXXXX	XXXXXXXXXX	XXXXXXXXXX	XXXXXXXXXX	XXXXXXXXXX
<b>Total Uniform Construction Code Appropriations</b>	22-999	-	-	-	-	-	-

**CURRENT FUND - APPROPRIATIONS**

8. GENERAL APPROPRIATIONS  (A) Operations - Excluded from "CAPS"	FCOA	Appropriated				Expended 2016	
		2017	2016	2016 By Emergency Appropriation	Total 2016 As Modified By All Transfers	Paid or Charged	Reserved
<b>Interlocal Municipal Service Agreements</b>	XXXXXX	XXXXXXXXXX	XXXXXXXXXX	XXXXXXXXXX	XXXXXXXXXX	XXXXXXXXXX	XXXXXXXXXX
Vineland Board of Education	42-100						
Radio Trunk System	42-100-2	21,266.00	21,266.00		21,266.00	21,265.20	0.80
Telecommunications	42-100-2				-		-
Vaccines	42-100-2	7,300.00	9,225.00		9,225.00		9,225.00
LSA - Palermo Agreement	42-100-2				-		-
LSA-Radios	42-100-2	48.00	48.00		48.00	47.52	0.48
Cumberland County - Meals on Wheels	42-100-2	8,400.00	8,400.00		8,400.00	8,400.00	-
<b>Total Interlocal Municipal Service Agreements</b>	42-999	37,014.00	38,939.00	-	38,939.00	29,712.72	9,226.28



**CURRENT FUND - APPROPRIATIONS**

8. GENERAL APPROPRIATIONS  (A) Operations - Excluded from "CAPS"	FCOA	Appropriated				Expended 2016	
		2017	2016	2016 By Emergency Appropriation	Total 2016 As Modified By All Transfers	Paid or Charged	Reserved
<b>Public and Private Programs Offset by Revenues</b>							
Federal Emergency Management Assistance (FEMA)	41-785-2				-	-	-
Recycling Tonnage Grant	41-701-2	306,675.00	255,217.79		255,217.79	255,217.79	-
Drunk Driving Enforcement Fund	41-745-2	-	44,641.03		44,641.03	44,641.03	-
Clean Communities Program	41-770-2				-	-	-
Alcohol Education and Rehabilitation Fund	41-702-2		10,515.07		10,515.07	10,515.07	-
Safe & Secure Communities	41-704-2	90,000.00			-	-	-
DHTS-2017 Distracted Driving Crackdown	41-738-2	5,500.00			-	-	-
JAG Grant	41-732-2		82,486.00		82,486.00	82,486.00	-
Vineland Development Corp	41-784-2	16,500.00	16,500.00		16,500.00	16,500.00	-
Bulletproof Vest Partnership Program	41-777-2		17,532.90		17,532.90	17,532.90	-
2015 EMMA	41-723-2	7,000.00			-	-	-
NJ Dept of Health & Senior Services-Office of Tobacco Control	41-798-2				-	-	-
NJ Highway Traffic & Safety-DDACTS	41-731-2				-	-	-
NJ DEP FY2016	41-790-2		152,185.17		152,185.17	152,185.17	-
					-	-	

## CURRENT FUND - APPROPRIATIONS

8. GENERAL APPROPRIATIONS	FCOA	Appropriated				Expended 2016	
(A) Operations - Excluded from "CAPS"		2017	2016	2016 By Emergency Appropriation	Total 2016 As Modified By All Transfers	Paid or Charged	Reserved
<b>Public and Private Programs Offset by Revenues</b>							
Over the Limit Under Arrest	41-730-2						
Think Pedestrian Safety Mobilization Grant	41-726-2				-	-	-
Control of Tobacco in Neighborhoods	41-716-2				-	-	-
Drive Sober Get Pulled Over	41-729-2	-	10,000.00		10,000.00	10,000.00	-
Donations - School Counts	41-741-2	2,965.17	1,755.56		1,755.56	1,755.56	-
UEZ First Gen Acquisition of Travel Inn	41-736-2				-	-	-
NJDOT-FHA Landis Ave	41-706-2		49,667.00		49,667.00	49,667.00	-
Body Armor Replacement Program	41-778-2		11,888.20		11,888.20	11,888.20	-
NJDOT-Landis Traffic Signal Upgrades	41-794-2		796,077.00		796,077.00	796,077.00	-
NJDOT-Landis Ave Orchard to Moyer	41-794-2		59,172.00		59,172.00	59,172.00	-
NJDOT-Garden and Mill Roads	41-794-2		87,200.00		87,200.00	87,200.00	-
NJDOT-Resurfacing of Landis Avenue, Phase 1 & 2	41-794-2	2,194,297.00	650,710.00		650,710.00	650,710.00	-
Cumberland Cape Atlantic-YMCA	41-793-2		136,588.00		136,588.00	136,588.00	-
Nat'l Assn. County & City Health Officers-(NACCHO)	41-788-2	1,500.00	30,000.00		30,000.00	30,000.00	-
Vineland Center City Block Initiative Grant	41-799-2				-	-	-
Southern NJ Perinatal Cooperative-Tobacco	41-791-2	30,260.00			-	-	-

## CURRENT FUND - APPROPRIATIONS

8. GENERAL APPROPRIATIONS	FCOA	Appropriated				Expended 2016	
(A) Operations - Excluded from "CAPS"		2017	2016	2016 By Emergency Appropriation	Total 2016 As Modified By All Transfers	Paid or Charged	Reserved
<b>Public and Private Programs Offset by Revenues</b>							
VDID 19th 2017	41-728-2		14,108.00		14,108.00	14,108.00	
CC Cultural Heritage-Summer Concert Series	41-725-2	1,500.00	1,320.00		1,320.00	1,320.00	-
UEZ 2nd Gen Funding	41-795-2		2,124,685.50		2,124,685.50	2,124,685.50	-
Click it or Ticket	41-794-2		5,000.00		5,000.00	5,000.00	-
NJDOT Blackwater Branch Culvert Replacment (Addl funds)	41-794-2		95,566.00		95,566.00	95,566.00	-
Municipal Alliance on Alcoholism and Drug Abuse	41-703-2		52,358.00		52,358.00	52,358.00	-
Enterprise Zone Assistance Fund-1st & 2nd Generation	41-786-2	1,221,551.21	1,184,461.00		1,184,461.00	1,184,461.00	-
Cumberland County Health Department Live	41-727-2	-	60,000.00		60,000.00	60,000.00	-
VDC 2017 Addl Funds 53rd Week	41-789-2		317.31		317.31	317.31	-
County of Cumberland-Office of Emergency Management	41-734-2		10,000.00		10,000.00	10,000.00	-
Dept of Trans, Highway Safety Fund Grant(Safe Corridors)	41-740-2	-	43,193.80		43,193.80	43,193.80	-
CC Prosecutor's Office-VPD Community Policing & Body Wor	41-794-2		35,700.00		35,700.00	35,700.00	-
Safe and Secure Communities Program	41-737-2		90,000.00		90,000.00	90,000.00	
US FDA Grant	41-722-2	16,477.00	54,474.00		54,474.00	54,474.00	-
Boys & Girls Club-Police Chaplain Program	41-742-2				-	-	-



## CURRENT FUND - APPROPRIATIONS

8. GENERAL APPROPRIATIONS	FCOA	Appropriated				Expended 2016	
(A) Operations - Excluded from "CAPS" (continued)		2017	2016	2016 By Emergency Appropriation	Total 2016 As Modified By All Transfers	Paid or Charged	Reserved
Public and Private Programs Offset by Revenues (cont)	XXXXXX	XXXXXXXXXX	XXXXXXXXXX	XXXXXXXXXX	XXXXXXXXXX	XXXXXXXXXX	XXXXXXXXXX
NJ Partnership for Healthy Kids Corner	41-710-2	5,000.00			-	-	-
NJDOT - Sabater Elementary School	41-711-2	303,977.00			-	-	-
					-	-	-
Matching Funds for Grants	41-899				-	-	-
Other Expenses	41-899-2	1,500.00			-	-	-
					-	-	-
					-	-	-
					-	-	-
					-	-	-
					-	-	-
					-	-	-
					-	-	-
					-	-	-
					-	-	-
<b>Total Public and Private Programs Offset by Revenues</b>	<b>40-999</b>	<b>4,204,702.38</b>	<b>6,183,319.33</b>	<b>-</b>	<b>6,183,319.33</b>	<b>6,183,319.33</b>	<b>-</b>
<b>Total Operations - Excluded from "CAPS"</b>	<b>34-305</b>	<b>8,251,655.38</b>	<b>10,348,308.33</b>	<b>-</b>	<b>10,350,308.33</b>	<b>10,134,563.68</b>	<b>215,744.65</b>
<b>Detail:</b>							
<b>Salaries &amp; Wages</b>	<b>34-305-1</b>	<b>2,488,161.00</b>	<b>2,460,155.00</b>		<b>2,462,155.00</b>	<b>2,458,386.60</b>	<b>3,768.40</b>
<b>Other Expenses</b>	<b>34-305-2</b>	<b>5,763,494.38</b>	<b>7,888,153.33</b>	<b>-</b>	<b>7,888,153.33</b>	<b>7,676,177.08</b>	<b>211,976.25</b>

**CURRENT FUND - APPROPRIATIONS**

8. GENERAL APPROPRIATIONS	FCOA	Appropriated				Expended 2016	
(C) Capital Improvements - Excluded from "CAPS"		2017	2016	2016 By Emergency Appropriation	Total 2016 As Modified By All Transfers	Paid or Charged	Reserved
Down Payments on Improvements	44-902						-
Capital Improvement Fund	44-901	250,000.00	250,000.00	xxxxxxxxxx	250,000.00	250,000.00	-
<b>Capital Improvements:</b>							
Road Improvements	44-905	250,000.00	-		-	-	-

## CURRENT FUND - APPROPRIATIONS

8. GENERAL APPROPRIATIONS	FCOA	Appropriated				Expended 2016	
(C) Capital Improvements - Excluded from "CAPS"		2017	2016	2016 By Emergency Appropriation	Total 2016 As Modified By All Transfers	Paid or Charged	Reserved
<b>Public and Private Programs Offset by Revenues:</b>	XXXXXX	XXXXXXXXXX	XXXXXXXXXX	XXXXXXXXXX	XXXXXXXXXX	XXXXXXXXXX	XXXXXXXXXX
New Jersey Transportation Trust Fund Authority Act	41-865				-		-
<b>Total Capital Improvements Excluded from "CAPS"</b>	44-999	500,000.00	250,000.00	-	250,000.00	250,000.00	-

## CURRENT FUND - APPROPRIATIONS

8. GENERAL APPROPRIATIONS	FCOA	Appropriated				Expended 2016	
(D) Municipal Debt Service - Excluded from "CAPS"		2017	2016	2016 By Emergency Appropriation	Total 2016 As Modified By All Transfers	Paid or Charged	Reserved
Payment of Bond Principal	45-920	3,610,000.00	3,820,000.00		3,820,000.00	3,820,000.00	XXXXXXXXXX
Payment of Bond Anticipation Notes and Capital Notes	45-925				-		XXXXXXXXXX
Interest on Bonds	45-930	697,562.50	820,756.67		820,756.67	820,756.67	XXXXXXXXXX
Interest on Notes	45-935		-		-		XXXXXXXXXX
<b>Green Trust Loan Program:</b>	XXXXXX	XXXXXXXXXX	XXXXXXXXXX	XXXXXXXXXX	XXXXXXXXXX	XXXXXXXXXX	XXXXXXXXXX
Loan Repayments for Principal and Interest	45-940	168,740.89	183,056.43		183,056.44	183,056.44	XXXXXXXXXX
							XXXXXXXXXX
Bond Demolition Loan Fund	45-942	-			-		XXXXXXXXXX
							XXXXXXXXXX
							XXXXXXXXXX
							XXXXXXXXXX
							XXXXXXXXXX
							XXXXXXXXXX
<b>Capital Lease Obligations Approved Prior To 7/1/2009</b>							XXXXXXXXXX
Principal	45-941						XXXXXXXXXX
Interest	45-941						XXXXXXXXXX
<b>Capital Lease Obligations Approved After 7/1/2009</b>							XXXXXXXXXX
Principal	45-941						XXXXXXXXXX
Interest	45-941						XXXXXXXXXX
<b>Total Municipal Debt Service Excluded from "CAPS"</b>	45-999	4,476,303.39	4,823,813.10	-	4,823,813.11	4,823,813.11	XXXXXXXXXX

## CURRENT FUND - APPROPRIATIONS

8. GENERAL APPROPRIATIONS  (E) Deferred Charges - Municipal - Excluded from "CAPS"	FCOA	Appropriated				Expended 2016	
		2017	2016	2016 By Emergency Appropriation	Total 2016 As Modified By All Transfers	Paid or Charged	Reserved
<b>(1) DEFERRED CHARGES:</b>	XXXXXX	XXXXXXXXXX	XXXXXXXXXX	XXXXXXXXXX	XXXXXXXXXX	XXXXXXXXXX	XXXXXXXXXX
Emergency Authorizations	46-870			XXXXXXXXXX	-		XXXXXXXXXX
Special Emergency Authorization - 5 Years (N.J.S. 40A:4-55)	46-875		-	XXXXXXXXXX	-		XXXXXXXXXX
Special Emergency Authorization - 3 Years (N.J.S. 40A:4-55.1 & 40A:4-55.13)	46-871		-	XXXXXXXXXX	-		XXXXXXXXXX
Deferred Charge Capital Overexpenditure	46-870	-	62,596.38	XXXXXXXXXX	62,596.38	62,596.38	XXXXXXXXXX
Bond Ordinance Unfunded				XXXXXXXXXX	-		XXXXXXXXXX
2009-76	46-871	5,000.00		XXXXXXXXXX			XXXXXXXXXX
2012-47	46-871	18,150.00		XXXXXXXXXX			XXXXXXXXXX
2014-31	46-871	4,175.00		XXXXXXXXXX			XXXXXXXXXX
				XXXXXXXXXX			XXXXXXXXXX
				XXXXXXXXXX			XXXXXXXXXX
				XXXXXXXXXX			XXXXXXXXXX
<b>Total Deferred Charges - Municipal - Excluded from "CAPS"</b>	46-999	27,325.00	62,596.38	XXXXXXXXXX	62,596.38	62,596.38	XXXXXXXXXX
<b>(F) Judgments (N.J.S.A. 40A:48-17.1 &amp; 17.3)</b>	37-480						
<b>(N) Transferred to Board of Education for Use of Local Schools (N.J.S.A. 40:48-17.1 &amp; 17.3)</b>	29-405			XXXXXXXXXX			XXXXXXXXXX
				XXXXXXXXXX			XXXXXXXXXX
<b>(G) With Prior Consent of Local Finance Board: Cash Deficit of Preceding Year</b>	46-885			XXXXXXXXXX			XXXXXXXXXX
				XXXXXXXXXX			XXXXXXXXXX
<b>(H-2) Total General Appropriations for Municipal Purposes Excluded from "CAPS"</b>	34-309	13,255,283.77	15,484,717.81	-	15,486,717.82	15,270,973.17	215,744.65

## CURRENT FUND - APPROPRIATIONS

8. GENERAL APPROPRIATIONS	FCOA	Appropriated				Expended 2016	
		2017	2016	2016 By Emergency Appropriation	Total 2016 As Modified By All Transfers	Paid or Charged	Reserved
For Local District School Purposes - Excluded from "CAPS"	XXXXXX	XXXXXXXXXX	XXXXXXXXXX	XXXXXXXXXX	XXXXXXXXXX	XXXXXXXXXX	XXXXXXXXXX
<b>(I) Type 1 District School Debt Service</b>	XXXXXX	XXXXXXXXXX	XXXXXXXXXX	XXXXXXXXXX	XXXXXXXXXX	XXXXXXXXXX	XXXXXXXXXX
Payment of Bond Principal	48-920				-		XXXXXXXXXX
Payment of Bond Anticipation Notes	48-925						XXXXXXXXXX
Interest on Bonds	48-930				-		XXXXXXXXXX
Interest on Notes	48-935						XXXXXXXXXX
					-		XXXXXXXXXX
							XXXXXXXXXX
<b>Total of Type 1 District School Debt Service - Excluded from "CAPS"</b>	48-999	-	-	-	-	-	XXXXXXXXXX
<b>(J) Deferred Charges and Statutory Expenditures - Local School - Excluded from "CAPS"</b>	XXXXXX	XXXXXXXXXX	XXXXXXXXXX	XXXXXXXXXX	XXXXXXXXXX	XXXXXXXXXX	XXXXXXXXXX
Emergency Authorizations - Schools	29-406	-		XXXXXXXXXX			XXXXXXXXXX
Capital Project for Land, Building or Equipment N.J.S. 18A:22-20	29-407						XXXXXXXXXX
Total Deferred Charges and Statutory Expenditures - Local School - Excluded from "CAPS"	29-409	-	-	-	-	-	XXXXXXXXXX
<b>(K) Total Municipal Appropriations for Local District School Purposes {Items (I) and (J) - Excluded from "CAPS"}</b>	29-410	-	-	-	-	-	XXXXXXXXXX
<b>(O) Total General Appropriations - Excluded from "CAPS"</b>	34-399	13,255,283.77	15,484,717.81	-	15,486,717.82	15,270,973.17	215,744.65
<b>(L) Subtotal General Appropriations {Items (H-1) and (O)}</b>	34-400	61,132,145.77	63,027,742.09	-	63,027,742.09	60,925,580.22	2,102,161.87
<b>(M) Reserve for Uncollected Taxes</b>	50-899	3,086,308.74	2,972,210.90	XXXXXXXXXX	2,972,210.90	2,972,210.90	XXXXXXXXXX
<b>9. Total General Appropriations</b>	34-499	64,218,454.51	65,999,952.99	-	65,999,952.99	63,897,791.12	2,102,161.87

## CURRENT FUND - APPROPRIATIONS

8. GENERAL APPROPRIATIONS	FCOA	Appropriated				Expended 2016	
Summary of Appropriations		2017	2016	2016 By Emergency Appropriation	Total 2016 As Modified By All Transfers	Paid or Charged	Reserved
(H-1 ) Total General Appropriations for Municipal Purposes	34-299	47,876,862.00	47,543,024.28	-	47,541,024.27	45,654,607.05	1,886,417.22
	XXXXXX						
(A) Operations - Excluded from "CAPS"	XXXXXX	XXXXXXXXXX	XXXXXXXXXX	XXXXXXXXXX	XXXXXXXXXX	XXXXXXXXXX	XXXXXXXXXX
Other Operations	34-300	1,521,778.00	1,665,895.00	-	1,665,895.00	1,463,145.03	202,749.97
Uniform Construction Code	22-999	-	-	-	-	-	-
Interlocal Municipal Service Agreements	42-999	37,014.00	38,939.00	-	38,939.00	29,712.72	9,226.28
Additional Appropriations Offset by Revenues	34-303	2,488,161.00	2,460,155.00	-	2,462,155.00	2,458,386.60	3,768.40
Public & Private Programs Offset by Revenues	40-999	4,204,702.38	6,183,319.33	-	6,183,319.33	6,183,319.33	-
Total Operations Excluded from "CAPS"	34-305	8,251,655.38	10,348,308.33	-	10,350,308.33	10,134,563.68	215,744.65
(C) Capital Improvements	44-999	500,000.00	250,000.00	-	250,000.00	250,000.00	-
(D) Municipal Debt Service	45-999	4,476,303.39	4,823,813.10	-	4,823,813.11	4,823,813.11	XXXXXXXXXX
(E) Total Deferred Charges - Excluded from "CAPS"	46-999	27,325.00	62,596.38	XXXXXXXXXX	62,596.38	62,596.38	XXXXXXXXXX
(F) Judgments	37-480	-	-	-	-	-	-
(G) Cash Deficit - With Prior Consent of LFB	46-885	-	-	XXXXXXXXXX	-	-	XXXXXXXXXX
(K) Local District School Purposes	29-410	-	-	-	-	-	XXXXXXXXXX
(N) Transferred to Board of Education	29-405	-	-	XXXXXXXXXX	-	-	XXXXXXXXXX
(M) Reserve for Uncollected Taxes	50-899	3,086,308.74	2,972,210.90	XXXXXXXXXX	2,972,210.90	2,972,210.90	XXXXXXXXXX
<b>Total General Appropriations</b>	34-499	64,218,454.51	65,999,952.99	-	65,999,952.99	63,897,791.12	2,102,161.87

## DEDICATED WATER & SEWER UTILITY BUDGET

10. DEDICATED REVENUES FROM WATER/SEWER UTILITY	FCOA	Anticipated		Realized in Cash
		2017	2016	2016
Operating Surplus Anticipated	08-501	503,133.00	307,361.00	307,361.00
Operating Surplus Anticipated with Prior Written Consent of Director of Local Government Services	08-502			
<b>Total Operating Surplus Anticipated</b>	08-500	<b>503,133.00</b>	<b>307,361.00</b>	<b>307,361.00</b>
Rents	08-503	7,227,206.00	7,206,265.00	7,290,474.51
Fire Hydrant Service	08-504	53,296.00	53,295.00	53,295.72
Miscellaneous	08-505	166,823.00	173,904.00	166,824.39
Interest on Water Main Assessments	08-506	2,546.00	2,864.00	2,545.62
Connection Fees	08-507	243,805.00	155,298.00	243,804.91
Capital Fund Balance	08-508	533,705.00	-	
Assessment Trust Fund Balance	08-509		-	
Reimbursement Well #4 Treatment	08-510	294,692.00		
Special Items of General Revenues Anticipated with Prior Written Consent of Director of Local Government Services	XXXXXX	XXXXXXXXXX	XXXXXXXXXX	XXXXXXXXXX
Additional Rents	08-503			
Additional Connection Fees	08-507			
Deficit (General Budget)	08-549			
<b>Total Water &amp; Sewer Utility Revenues</b>	08-599	<b>9,025,206.00</b>	<b>7,898,987.00</b>	<b>8,064,306.15</b>

\* **Note:** Use pages 31, 32 and 33 for water utility only.

All other utilities use sheets 34, 35 and 36.



**DEDICATED WATER & SEWER UTILITY BUDGET - (continued)**

\* Note: Use sheet 32 for Water Utility only.

11. APPROPRIATIONS FOR WATER & SEWER UTILITY	FCOA	Appropriated				Expended 2016	
		2017	2016	2016 By Emergency Appropriation	Total 2016 As Modified By All Transfers	Paid or Charged	Reserved
<b>Operating:</b>	XXXXXX	XXXXXXXXXX	XXXXXXXXXX	XXXXXXXXXX	XXXXXXXXXX	XXXXXXXXXX	XXXXXXXXXX
Salaries & Wages	55-501	2,236,249.00	2,160,241.00		2,160,241.00	2,147,209.75	13,031.25
Other Expenses	55-502	2,661,284.00	2,666,409.00		2,621,409.00	2,536,199.62	85,209.38
Group Insurance for Employees	55-503	712,332.00	718,716.00		718,716.00	629,743.64	88,972.36
<b>Capital Improvements:</b>	XXXXXX	XXXXXXXXXX	XXXXXXXXXX	XXXXXXXXXX	XXXXXXXXXX	XXXXXXXXXX	XXXXXXXXXX
Down Payments on Improvements	55-510						
Capital Improvement Fund	55-511	50,000.00	50,000.00	XXXXXXXXXX	50,000.00	50,000.00	-
Capital Outlay	55-512	327,000.00	257,000.00		277,000.00	272,038.99	4,961.01
<b>Debt Service:</b>	XXXXXX	XXXXXXXXXX	XXXXXXXXXX	XXXXXXXXXX	XXXXXXXXXX	XXXXXXXXXX	XXXXXXXXXX
Payment on Bond Principal	55-520	1,275,877.00	1,195,055.00		1,220,055.00	1,220,055.00	XXXXXXXXXX
Payment on Bond Anticipation Notes & Capital Notes	55-521				-		XXXXXXXXXX
Interest on Bonds	55-522	350,682.00	378,462.00		378,462.00	378,462.00	XXXXXXXXXX
Interest on Notes	55-523						XXXXXXXXXX

**DEDICATED WATER & SEWER UTILITY BUDGET - (continued)**

\* Note: Use sheet 33 for Water Utility only.

11. APPROPRIATIONS FOR WATER & SEWER UTILITY	FCOA	Appropriated				Expended 2016	
		2017	2016	2016 By Emergency Appropriation	Total 2016 As Modified By All Transfers	Paid or Charged	Reserved
<b>Deferred Charges and Statutory Expenditures:</b>	XXXXXX	XXXXXXXXXX	XXXXXXXXXX	XXXXXXXXXX	XXXXXXXXXX	XXXXXXXXXX	XXXXXXXXXX
<b>DEFERRED CHARGES:</b>	XXXXXX	XXXXXXXXXX	XXXXXXXXXX	XXXXXXXXXX	XXXXXXXXXX	XXXXXXXXXX	XXXXXXXXXX
Emergency Authorizations	55-530			XXXXXXXXXX	-		
Overexpenditure		-		XXXXXXXXXX			
Deferred Foreclosed Property Assessment	55-533	-	9,133.00		9,133.00	9,133.00	-
DCUF #2000-27; 2005-12; 2007-37; 2008-19	55-535	933,705.00		XXXXXXXXXX			
				XXXXXXXXXX			
<b>STATUTORY EXPENDITURES:</b>	XXXXXX	XXXXXXXXXX	XXXXXXXXXX	XXXXXXXXXX	XXXXXXXXXX	XXXXXXXXXX	XXXXXXXXXX
Contribution To:							
Public Employee's Retirement System	55-540	306,811.00	297,183.00		297,183.00	296,925.01	257.99
Social Security System (O.A.S.I.)	55-541	171,266.00	166,788.00		166,788.00	151,778.64	15,009.36
Unemployment Compensation Insurance (N.J.S.A. 43:21-3 et. Seq.)	55-542						
<b>Judgements</b>	55-531						
<b>Deficit in Operations in Prior Years</b>	55-532			XXXXXXXXXX			XXXXXXXXXX
<b>Surplus (General Budget)</b>	55-545	-		XXXXXXXXXX	-		XXXXXXXXXX
<b>TOTAL WATER/SEWER UTILITY APPROPRIATIONS</b>	55-599	9,025,206.00	7,898,987.00	-	7,898,987.00	7,691,545.65	207,441.35

## DEDICATED ELECTRIC UTILITY BUDGET

10. DEDICATED REVENUES FROM ELECTRIC UTILITY	FCOA	Anticipated		Realized in Cash
		2017	2016	2016
Operating Surplus Anticipated	08-501		-	-
Operating Surplus Anticipated with Prior Written Consent of Director of Local Government Services	08-502			
<b>Total Operating Surplus Anticipated</b>	<b>08-500</b>	<b>-</b>	<b>-</b>	<b>-</b>
Light & Power Sales	08-503	86,120,745.00	86,719,538.00	87,155,236.00
Electric Supplies & Jobbing Revenue	08-504	88,457.00	159,188.00	88,457.29
Miscellaneous Receipts	08-505	608,215.00	425,045.00	1,107,174.55
Anticipated Interest Reimbursement Build America Bonds	08-506	835,763.00	843,061.00	915,515.52
	08-507		-	
	08-507		-	
Reserve to Pay Debt	08-508	763,344.00	184,273.00	184,273.00
Special Items of General Revenues Anticipated with Prior Written Consent of Director of Local Government Services	XXXXXX	XXXXXXXXXX	XXXXXXXXXX	XXXXXXXXXX
Capital Surplus	08-507			
Additional Light & Power Sales	08-503			
Deficit (General Budget)	08-549			
<b>Total Electric Utility Revenues</b>	<b>08-599</b>	<b>88,416,524.00</b>	<b>88,331,105.00</b>	<b>89,450,656.36</b>

Use a separate set of sheets for each separate Utility.

## DEDICATED ELECTRIC UTILITY BUDGET - (continued)

11. APPROPRIATIONS FOR ELECTRIC UTILITY	FCOA	Appropriated				Expended 2016	
		2017	2016	2016 By Emergency Appropriation	Total 2016 As Modified By All Transfers	Paid or Charged	Reserved
<b>Operating:</b>	XXXXXX	XXXXXXXXXX	XXXXXXXXXX	XXXXXXXXXX	XXXXXXXXXX	XXXXXXXXXX	XXXXXXXXXX
Salaries & Wages	55-501	11,061,655.00	12,007,122.00		12,007,122.00	11,814,943.23	192,178.77
Other Expenses	55-502	57,194,081.00	54,645,780.00		54,480,780.00	53,261,336.84	1,219,443.16
Group Insurance for Employees	55-502	2,162,606.00	2,075,744.00		2,075,744.00	1,971,669.70	104,074.30
<b>Capital Improvements:</b>	XXXXXX	XXXXXXXXXX	XXXXXXXXXX	XXXXXXXXXX	XXXXXXXXXX	XXXXXXXXXX	XXXXXXXXXX
Down Payments on Improvements	55-510						
Capital Improvement Fund	55-511	1,000.00	396,100.00	XXXXXXXXXX	396,100.00	396,100.00	-
Capital Outlay	55-512	4,258,410.00	3,208,500.00		3,208,500.00	2,300,061.20	908,438.80
	55-512				-		-
<b>Debt Service:</b>	XXXXXX	XXXXXXXXXX	XXXXXXXXXX	XXXXXXXXXX	XXXXXXXXXX	XXXXXXXXXX	XXXXXXXXXX
Payment on Bond Principal	55-520	4,125,000.00	4,190,000.00		4,190,000.00	4,190,000.00	XXXXXXXXXX
Payment on Bond Anticipation Notes & Capital Notes	55-521						XXXXXXXXXX
Interest on Bonds	55-522	7,117,787.00	6,520,115.00		6,685,115.00	6,685,115.00	XXXXXXXXXX
Interest on Notes	55-523				-		XXXXXXXXXX

## DEDICATED ELECTRIC UTILITY BUDGET - (continued)

11. APPROPRIATIONS FOR ELECTRIC UTILITY	FCOA	Appropriated				Expended 2016	
		2017	2016	2016 By Emergency Appropriation	Total 2016 As Modified By All Transfers	Paid or Charged	Reserved
<b>Deferred Charges and Statutory Expenditures:</b>	XXXXXX	XXXXXXXXXX	XXXXXXXXXX	XXXXXXXXXX	XXXXXXXXXX	XXXXXXXXXX	XXXXXXXXXX
<b>DEFERRED CHARGES:</b>	XXXXXX	XXXXXXXXXX	XXXXXXXXXX	XXXXXXXXXX	XXXXXXXXXX	XXXXXXXXXX	XXXXXXXXXX
Emergency Authorizations	55-530			XXXXXXXXXX	-		-
Payment for Prior Year Invoice	55-537			XXXXXXXXXX	-		-
Overexpenditure	55-538		1,892,127.00	XXXXXXXXXX	1,892,127.00	1,892,127.00	-
Unfunded Ordinance 2008-92	55-539	230,643.00	300,000.00	XXXXXXXXXX	300,000.00	300,000.00	-
				XXXXXXXXXX			
				XXXXXXXXXX			
<b>STATUTORY EXPENDITURES:</b>	XXXXXX	XXXXXXXXXX	XXXXXXXXXX	XXXXXXXXXX	XXXXXXXXXX	XXXXXXXXXX	XXXXXXXXXX
Contribution To:							
Public Employees' Retirement System	55-540	1,378,868.00	1,337,195.00		1,337,195.00	1,336,162.51	1,032.49
Social Security System (O.A.S.I.)	55-541	884,474.00	1,034,422.00		1,034,422.00	852,735.48	181,686.52
Unemployment Compensation Insurance (N.J.S.A. 43:21-3 et. Seq.)	55-542	2,000.00	2,000.00		2,000.00	2,000.00	-
							-
<b>Judgments</b>	55-531						
<b>Deficits in Operations in Prior Years</b>	55-532			XXXXXXXXXX			XXXXXXXXXX
<b>Surplus (General Budget)</b>	55-545	-	722,000.00	XXXXXXXXXX	722,000.00	722,000.00	XXXXXXXXXX
<b>TOTAL ELECTRIC UTILITY APPROPRIATIONS</b>	55-599	88,416,524.00	88,331,105.00	-	88,331,105.00	85,724,250.96	2,606,854.04



**DEDICATED SOLID WASTE UTILITY BUDGET - (continued)**

11. APPROPRIATIONS FOR SOLID WASTE UTILITY	FCOA	Appropriated				Expended 2016	
		2017	2016	2016 By Emergency Appropriation	Total 2016 As Modified By All Transfers	Paid or Charged	Reserved
<b>Operating:</b>	XXXXXX	XXXXXXXXXX	XXXXXXXXXX	XXXXXXXXXX	XXXXXXXXXX	XXXXXXXXXX	XXXXXXXXXX
Salaries & Wages	55-501	178,562.00	153,246.00		153,246.00	131,576.52	21,669.48
Other Expenses	55-502	3,171,700.00	3,156,700.00		3,156,700.00	3,135,306.73	21,393.27
Group Insurance for Employees	55-502	49,300.00	37,000.00		37,000.00	36,613.02	386.98
<b>Capital Improvements:</b>	XXXXXX	XXXXXXXXXX	XXXXXXXXXX	XXXXXXXXXX	XXXXXXXXXX	XXXXXXXXXX	XXXXXXXXXX
Down Payments on Improvements	55-510						
Capital Improvement Fund	55-511	100.00	100.00	XXXXXXXXXX	100.00	100.00	-
Capital Outlay	55-512	300,000.00	300,000.00		300,000.00	288,539.98	11,460.02
	55-512				-		-
<b>Debt Service:</b>	XXXXXX	XXXXXXXXXX	XXXXXXXXXX	XXXXXXXXXX	XXXXXXXXXX	XXXXXXXXXX	XXXXXXXXXX
Payment on Bond Principal	55-520				-		XXXXXXXXXX
Payment on Bond Anticipation Notes & Capital Notes	55-521				-		XXXXXXXXXX
Interest on Bonds	55-522				-		XXXXXXXXXX
Interest on Notes	55-523				-		XXXXXXXXXX

**DEDICATED SOLID WASTE UTILITY BUDGET - (continued)**

11. APPROPRIATIONS FOR SOLID WASTE UTILITY	FCOA	Appropriated				Expended 2016	
		2017	2016	2016 By Emergency Appropriation	Total 2016 As Modified By All Transfers	Paid or Charged	Reserved
<b>Deferred Charges and Statutory Expenditures:</b>	XXXXXX	XXXXXXXXXX	XXXXXXXXXX	XXXXXXXXXX	XXXXXXXXXX	XXXXXXXXXX	XXXXXXXXXX
<b>DEFERRED CHARGES:</b>	XXXXXX	XXXXXXXXXX	XXXXXXXXXX	XXXXXXXXXX	XXXXXXXXXX	XXXXXXXXXX	XXXXXXXXXX
Emergency Authorizations	55-530			XXXXXXXXXX	-		-
Overexpenditure		-	5,653.00	XXXXXXXXXX	5,653.00	5,653.00	-
				XXXXXXXXXX			
				XXXXXXXXXX			
				XXXXXXXXXX			
				XXXXXXXXXX			
<b>STATUTORY EXPENDITURES:</b>	XXXXXX	XXXXXXXXXX	XXXXXXXXXX	XXXXXXXXXX	XXXXXXXXXX	XXXXXXXXXX	XXXXXXXXXX
Contribution To:							
Public Employees" Retirement System	55-540	15,357.00	13,703.00		13,703.00	7,850.12	5,852.88
Social Security System (O.A.S.I.)	55-541	13,660.00	11,759.00		11,759.00	7,801.63	3,957.37
Unemployment Compensation Insurance (N.J.S.A. 43:21-3 et. Seq.)	55-542				-		-
<b>Judgments</b>	55-531						
<b>Deficits in Operations in Prior Years</b>	55-532			XXXXXXXXXX			XXXXXXXXXX
<b>Surplus (General Budget)</b>	55-545	-		XXXXXXXXXX	-		XXXXXXXXXX
<b>TOTAL SOLID WASTE UTILITY APPROPRIATIONS</b>	55-599	3,728,679.00	3,678,161.00	-	3,678,161.00	3,613,441.00	64,720.00



## DEDICATED ASSESSMENT BUDGET

14. DEDICATED REVENUES FROM	FCOA	Anticipated		Realized in Cash in 2016
		2017	2016	
Assessment Cash	51-101			
Deficit (General Budget)	51-885			
Total Assessment Revenues	51-899			
15. APPROPRIATIONS FOR ASSESSMENT DEBT		Appropriated		Expended 2016 Paid or Charged
		2017	2016	
Payment of Bond Principal	51-920			
Payment of Bond Anticipation Notes	51-925			
Total Assessment Appropriations	51-999			

## DEDICATED WATER UTILITY ASSESSMENT BUDGET

14. DEDICATED REVENUES FROM	FCOA	Anticipated		Realized in Cash in 2016
		2017	2016	
Assessment Cash	52-101			
Deficit (Water Utility Budget)	52-885			
Total Water Utility Assessment Revenues	52-899	-	-	-
15. APPROPRIATIONS FOR ASSESSMENT DEBT		Appropriated		Expended 2016 Paid or Charged
		2017	2016	
Payment of Bond Principal	52-920			
Payment of Bond Anticipation Notes	52-925			
Total Water Utility Assessment Appropriations	52-999	-	-	-

**DEDICATED ASSESSMENT BUDGET \_\_\_\_\_ UTILITY**

14. DEDICATED REVENUES FROM	FCOA	Anticipated		Realized in Cash in 2016
		2017	2016	
Assessment Cash	53-101			
Deficit ( _____ Utility Budget)	53-885			
Total _____ Utility Assessment Revenues	53-899			
15. APPROPRIATIONS FOR ASSESSMENT DEBT		Appropriated		Expended 2016 Paid or Charged
		2017	2016	
Payment of Bond Principal	53-920			
Payment of Bond Anticipation Notes	53-925			
Total _____ Utility Assessment Appropriations	53-999			

Dedication by Rider - (N.J.S. 40A: 4-39) "The dedicated revenues anticipated during the year 2017 from Animal Control, State or Federal Aid for Maintenance of Libraries, Bequest, Escheat; Construction Code Fees Due Hackensak Meadowlands Development Commission; Outside Employment of Off-Duty Municipal Police Officers; Unemployment Compensation Insurance; Reimbursement of Sale of Gasoline to State Automobiles; State Training Fees - Uniform Construction Code Act; Older Americans Act - Program Contributions; Municipal Alliance on Alcoholism and Drug Abuse - Program Income: Neighborhood Preservation Program; Self Insurance Programs;  
Community Development Act of 1974; Senior Citizen Craft Shop; Cumberland County Senior Ride Gasoline Fund; Restricted Donations; Affordable Housing Trust; Developers Escrow Fund;  
Disposal of Forfeited Property; Confiscated Funds; POAA; Board of Recreation Commissioners/Field Fees; Uniform Fire Safety Penalties; Local Law Enforcement; Environmental Quality and Enforcement  
Fund; ;Electric Utility Self Insurance Programs; Water/Sewer Utility Self Insurance Programs;Outside Employment of Off-Duty Municipal

are hereby anticipated as revenue and are hereby appropriated for the purpose to which said revenue is dedicated by statute or other legal requirement."

*(Insert additional, appropriate titles in space above when applicable, if resolution for rider has been approved by the Director)*

## APPENDIX TO BUDGET STATEMENT

### COMPARATIVE STATEMENT OF CURRENT FUND OPERATIONS AND CHANGE IN CURRENT SURPLUS

#### CURRENT FUND BALANCE SHEET - DECEMBER 31, 2016

ASSETS		
Cash and Investments	1110100	11,402,279.18
Due from State of N.J.(c. 20, P.L. 1961)	1111000	
Federal and State Grants Receivable	1110200	7,037,636.80
Receivables with Offsetting Reserves:	XXXXXX	
Taxes Receivable	1110300	2,293,200.49
Tax Title Lien Receivable	1110400	1,766,467.86
Property Acquired by Tax Title Lien Liquidation	1110500	1,342,880.00
Other Receivables	1110600	3,199,441.25
Deferred Charges Required to be in 2017 Budget	1110700	
Deferred Charges Required to be in Budgets Subsequent to 2017	1110800	
<b>Total Assets</b>	<b>1110900</b>	<b>27,041,905.58</b>

#### LIABILITIES, RESERVES AND SURPLUS

*Cash Liabilities	2110100	16,476,958.84
Reserves for Receivables	2110200	8,575,861.85
Surplus	2110300	1,989,084.89
<b>Total Liabilities, Reserves and Surplus</b>		<b>27,041,905.58</b>

School Tax Levy Unpaid	2220100	10,852,506.68
Less: School Tax Deferred	2220200	7,899,282.43
*Balance Included in Above "Cash Liabilities"	2220300	2,953,224.25

(Important: This appendix must be Included in advertisement of Budget.)

		CY2016	CY2015
Surplus Balance, January 1st	2310100	4,308,498.62	4,989,487.11
<b>CURRENT REVENUE ON A CASH BASIS:</b>			
Current Taxes: *(Percentage Collected 2016 96.99%, 2015 97%)	2310200	97,552,644.11	94,473,958.88
Delinquent Taxes	2310300	540,592.06	1,783,445.06
Other Revenues and Additions to Income	2310400	30,311,368.38	30,746,694.15
<b>Total Funds</b>	<b>2310500</b>	<b>132,713,103.17</b>	<b>131,993,585.20</b>
<b>EXPENDITURES AND TAX REQUIREMENTS:</b>			
Municipal Appropriations	2310600	63,027,742.09	63,084,544.67
School Taxes (Including Local and Regional)	2310700	22,609,389.00	22,166,068.00
County Taxes (Including Added Tax Amounts)	2310800	44,627,455.82	41,754,041.84
Special District Taxes	2310900	51,700.00	51,700.00
Other Expenditures and Deductions from Income	2311000	407,731.37	628,732.07
<b>Total Expenditures and Tax Requirements</b>	<b>2311100</b>	<b>130,724,018.28</b>	<b>127,685,086.58</b>
Less: Expenditures to be Raised by Future Taxes	2311200	-	
<b>Total Adjusted Expenditures and Tax Requirements</b>	<b>2311300</b>	<b>130,724,018.28</b>	<b>127,685,086.58</b>
<b>Surplus Balance - December 31st</b>	<b>2311400</b>	<b>1,989,084.89</b>	<b>4,308,498.62</b>

\*Nearest even percentage may be used

#### Proposed Use of Current Fund Surplus in 2017 Budget

Surplus Balance December 31, 2016	2311500	1,989,084.89
Current Surplus Anticipated in 2017 Budget	2311600	1,000,000.00
<b>Surplus Balance Remaining</b>	<b>2311700</b>	<b>989,084.89</b>

**2017**  
**CAPITAL BUDGET AND CAPITAL IMPROVEMENT PROGRAM**

This section is included with the Annual Budget pursuant to N.J.A.C. 5:30-4. It does not in itself confer any authorization to raise or expend funds. Rather it is a document used as part of the local unit's planning and management program. Specific authorization to expend funds for purposes described in this section must be granted elsewhere, by a separate bond ordinance, by inclusion of a line item in the Capital Improvement Section of this budget, by an ordinance taking the money from the Capital Improvement Fund, or other lawful means.

**CAPITAL BUDGET**

- A plan for all capital expenditures for the current fiscal year.

If no Capital Budget is included, check the reason why:

Total capital expenditures this year do not exceed \$25,000, including appropriations for Capital Improvement Fund, Capital Line items and Down Payments on Improvements.

No bond ordinances are planned this year.

**CAPITAL IMPROVEMENT PROGRAM**

- A multi-year list of planned capital projects, including the current year.

Check appropriate box for number of years covered, including current year:

3 years. (Population under 10,000)

6 years. (Over 10,000 and all county governments)

\_\_\_\_ years. (Exceeding minimum time period)

Check if municipality is under 10,000, has not expended more than \$25,000 annually for capital purposes in immediately previous three years, and is not adopting CIP.

**NARRATIVE FOR CAPITAL IMPROVEMENT PROGRAM**

[Empty box for narrative content]

**CAPITAL BUDGET (Current Year Action)  
2017**

Local Unit CITY OF VINELAND

1 PROJECT TITLE	2 PROJECT NUMBER	3 ESTIMATED TOTAL COST	4 AMOUNTS RESERVED IN PRIOR YEARS	PLANNED FUNDING SERVICES FOR CURRENT YEAR - 2017					TO BE FUNDED IN FUTURE YEARS
				5a 2017 Budget Appropriations	5b Capital Improvement Fund	5c Capital Surplus	5d Grants in Aid and Other Funds	5e Debt Authorized	
Police	1	5,747,200.00			6,280.00			125,600.00	5,615,320.00
Animal Control	2	30,000.00		-	-	-	-	-	30,000.00
L & I Vehicles	3	138,000.00		-	1,000.00	-	-	20,000.00	117,000.00
Library	4	31,000.00		-	-	-	-	-	31,000.00
Public Works	5	5,929,500.00		250,000.00	36,750.00	-	-	485,000.00	5,157,750.00
Health EMS	6	10,107,072.00		-	50,450.00	-	-	1,009,000.00	9,047,622.00
I/S	7	16,048,900.00		-	139,482.50	-	-	2,789,650.00	13,119,767.50
Municipal Court	8	7,800.00		-	-	-	-	-	7,800.00
Fire	9	18,328,350.00		-	22,517.50	-	-	450,350.00	17,855,482.50
General Building Repairs	10	1,415,000.00		-	-	-	-	-	1,415,000.00
General Miscellaneous Equipment	11	0.00		-	-	-	-	-	-
Finance - Tax Collection	12	114,640.00			5,124.50			102,490.00	7,025.50
<b>TOTAL - ALL PROJECTS</b>		57,897,462.00	-	250,000.00	261,604.50	-	-	4,982,090.00	52,403,767.50

**CAPITAL BUDGET (Current Year Action)  
2017**

Local Unit CITY OF VINELAND

1 PROJECT TITLE	2 PROJECT NUMBER	3 ESTIMATED TOTAL COST	4 AMOUNTS RESERVED IN PRIOR YEARS	PLANNED FUNDING SERVICES FOR CURRENT YEAR - 2017					TO BE FUNDED IN FUTURE YEARS
				5a 2017 Budget Appropriations	5b Capital Improvement Fund	5c Capital Surplus	5d Grants in Aid and Other Funds	5e Debt Authorized	
LARGE DUMP TRUCK		110,000.00						110,000.00	-
WATERMAIN INFRASTRUCTURE REHABILITATION		10,000,000.00		297,000.00				1,703,000.00	8,000,000.00
WATER MAIN INFRASTRUCTURE EQUIPMENT		200,000.00						200,000.00	-
WORK TRUCK		50,000.00		30,000.00					20,000.00
TRACK HOE		35,000.00						-	35,000.00
WATERMAIN INFRASTRUCTURE REHABILITATION LOAN		2,500,000.00						2,500,000.00	
WELL 17 CONSTRUCTION NJEIT LOAN		5,500,000.00						5,500,000.00	
WELL 12 MEDIA CHANGE OUT		760,000.00							760,000.00
<b>TOTAL - ALL PROJECTS</b>		19,155,000.00	-	327,000.00	-	-	-	10,013,000.00	8,815,000.00

**CAPITAL BUDGET (Current Year Action)  
2017**

Local Unit **CITY OF VINELAND**

1 PROJECT TITLE	2 PROJECT NUMBER	3 ESTIMATED TOTAL COST	4 AMOUNTS RESERVED IN PRIOR YEARS	PLANNED FUNDING SERVICES FOR CURRENT YEAR - 2017					TO BE FUNDED IN FUTURE YEARS
				5a 2017 Budget Appropriations	5b Capital Improvement Fund	5c Capital Surplus	5d Grants in Aid and Other Funds	5e Debt Authorized	
<b>Distribution</b>									
Structures & Improvements		156,000.00		34,000.00	-	-	-	-	122,000.00
Office Equipment & Furniture		60,000.00		10,000.00	-	-	-	-	50,000.00
Lighting		975,000.00		190,000.00	-	-	-	10,000.00	775,000.00
Metering		7,470,000.00		70,000.00	-	-	-	-	7,400,000.00
Equipment		1,957,000.00		364,000.00	-	-	-	-	1,593,000.00
Substation Equipment & Upgrades		24,201,000.00		873,000.00	-	-	-	308,000.00	23,020,000.00
Poles, Towers & Fixtures		1,640,000.00		255,000.00	-	-	-	-	1,385,000.00
Line Transformer & Capacitors		1,880,000.00		310,000.00	-	-	-	-	1,570,000.00
Services		735,000.00		80,000.00	-	-	-	250,000.00	405,000.00
<b>Generation</b>				-				-	
Building Projects - Down Station		55,067,000.00		840,410.00				1,059,590.00	53,167,000.00
Major Equipment:				-				-	-
Unit #11		2,100,000.00		475,000.00				750,000.00	875,000.00
West Combution Turbine		1,050,000.00		150,000.00				500,000.00	400,000.00
Clayville 1		1,850,000.00		545,000.00				250,000.00	1,055,000.00
Customer Service Equipment		52,000.00		52,000.00					
Administration		10,000.00		10,000.00					
<b>TOTAL - ALL PROJECTS</b>		<b>99,203,000.00</b>		<b>4,258,410.00</b>	<b>-</b>	<b>-</b>	<b>-</b>	<b>3,127,590.00</b>	<b>91,817,000.00</b>



**CAPITAL BUDGET (Current Year Action)  
2017**

Local Unit **CITY OF VINELAND**

1 PROJECT TITLE	2 PROJECT NUMBER	3 ESTIMATED TOTAL COST	4 AMOUNTS RESERVED IN PRIOR YEARS	PLANNED FUNDING SERVICES FOR CURRENT YEAR - 2016					TO BE FUNDED IN FUTURE YEARS
				5a 2017 Budget Appropriations	5b Capital Improvement Fund	5c Capital Surplus	5d Grants in Aid and Other Funds	5e Debt Authorized	
Trucks/Misc Equipment	1	1,085,000.00		300,000.00	-				785,000.00
					-	-	-	-	
<b>TOTAL - ALL PROJECTS</b>		1,085,000.00	-	300,000.00	-	-	-	-	785,000.00

**6 YEAR CAPITAL PROGRAM - 2017 to 2022  
ANTICIPATED PROJECT SCHEDULE AND FUNDING REQUIREMENTS**

Local Unit CITY OF VINELAND

1 PROJECT TITLE	2 PROJECT NUMBER	3 ESTIMATED TOTAL COST	4 Estimated Completion Time	FUNDING AMOUNTS PER BUDGET YEAR					
				5a 2017	5b 2018	5c 2019	5d 2020	5e 2021	5f 2022
Police	1	5,747,200.00	2017	125,600.00	4,975,600.00	346,000.00	100,000.00	100,000.00	100,000.00
Animal Control	2	30,000.00	2017	0.00	30,000.00	-	-	-	-
L & I Vehicles	3	138,000.00	2017	20,000.00	59,000.00	59,000.00	-	-	-
Library	4	31,000.00	2020	0.00	6,200.00	6,200.00	6,200.00	6,200.00	6,200.00
Public Works	5	5,929,500.00	2019	771,750.00	1,082,500.00	3,987,750.00	37,500.00	50,000.00	-
Health EMS	6	10,107,072.00	2019	1,009,000.00	6,482,240.00	961,515.00	523,417.00	542,040.00	588,860.00
I/S	7	16,048,900.00	2020	2,789,650.00	5,304,399.00	1,551,951.00	1,476,500.00	1,986,400.00	2,940,000.00
Municipal Court	8	7,800.00	2021	0.00	7,800.00	-	-	-	-
Fire	9	18,328,350.00	2017	450,350.00	1,874,000.00	2,834,500.00	35,000.00	712,500.00	12,422,000.00
General Building Repairs	10	1,415,000.00	2021	0.00	315,000.00	250,000.00	250,000.00	250,000.00	350,000.00
General Miscellaneous Equipment	11	-	2017	0.00	-	-	-	-	-
Finance - Tax Collection	12	114,640.00	2017	102,490.00	6,100.00	1,100.00	1,650.00	1,650.00	1,650.00
<b>TOTAL - ALL PROJECTS</b>		<b>57,897,462.00</b>	<b>-</b>	<b>5,268,840.00</b>	<b>20,142,839.00</b>	<b>9,998,016.00</b>	<b>2,430,267.00</b>	<b>3,648,790.00</b>	<b>16,408,710.00</b>

**6 YEAR CAPITAL PROGRAM - 2017 to 2022  
ANTICIPATED PROJECT SCHEDULE AND FUNDING REQUIREMENTS**

Local Unit CITY OF VINELAND

1 PROJECT TITLE	2 PROJECT NUMBER	3 ESTIMATED TOTAL COST	4 Estimated Completion Time	FUNDING AMOUNTS PER BUDGET YEAR					
				5a 2017	5b 2018	5c 2019	5d 2020	5e 2021	5f 2022
LARGE DUMP TRUCK		110,000.00	2017	110,000.00					
WATERMAIN INFRASTRUCTURE REHABILITATION		10,000,000.00	2020	2,000,000.00	2,000,000.00	2,000,000.00	2,000,000.00	2,000,000.00	
WATER MAIN INFRASTRUCTURE EQUIPMENT		200,000.00	2017	200,000.00					
WORK TRUCK		50,000.00	2017	25,000.00	25,000.00				
TRACK HOE		35,000.00	2017		35,000.00				
WATER MAIN INFRASTRUCTURE REHAB NJEIT LOAN		2,500,000.00	2018	2,500,000.00					
WELL 17 CONSTRUCTION NJEIT LOAN		5,500,000.00	2018	5,500,000.00					
WELL 12 MEDIA CHANGE OUT		760,000.00	2019			760,000.00			
<b>TOTAL - ALL PROJECTS</b>		19,155,000.00		10,335,000.00	2,060,000.00	2,760,000.00	2,000,000.00	2,000,000.00	-

**6 YEAR CAPITAL PROGRAM - 2017 to 2022  
ANTICIPATED PROJECT SCHEDULE AND FUNDING REQUIREMENTS**

Local Unit CITY OF VINELAND

1 PROJECT TITLE	2 PROJECT NUMBER	3 ESTIMATED TOTAL COST	4 Estimated Completion Time	FUNDING AMOUNTS PER BUDGET YEAR					
				5a 2017	5b 2018	5c 2019	5d 2020	5e 2021	5f 2022
<b>Distribution</b>									
Structures & Improvements		156,000.00	2020	34,000.00	25,000.00	25,000.00	25,000.00	25,000.00	25,000.00
Office Equipment & Furniture		60,000.00	2020	10,000.00	10,000.00	10,000.00	10,000.00	10,000.00	10,000.00
Lighting		975,000.00	2020	200,000.00	200,000.00	200,000.00	125,000.00	125,000.00	125,000.00
Metering		7,470,000.00	2020	70,000.00	80,000.00	7,080,000.00	80,000.00	80,000.00	80,000.00
Equipment		1,957,000.00	2020	364,000.00	310,000.00	330,000.00	330,000.00	330,000.00	330,000.00
Substation Equipment & Upgrades		24,201,000.00	2020	1,181,000.00	5,790,000.00	425,000.00	9,820,000.00	6,470,000.00	470,000.00
Poles, Towers & Fixtures		1,640,000.00	2020	255,000.00	260,000.00	260,000.00	290,000.00	290,000.00	290,000.00
Line Transformer & Capacitors		1,880,000.00	2020	310,000.00	310,000.00	320,000.00	320,000.00	320,000.00	300,000.00
Services		735,000.00	2020	330,000.00	80,000.00	80,000.00	80,000.00	80,000.00	85,000.00
<b>Generation</b>									
Building Projects - Down Station		55,067,000.00	2022	1,900,000.00	265,000.00	165,000.00	5,700,000.00	3,310,000.00	43,727,000.00
Major Equipment:									
Unit #11		2,100,000.00	2022	1,225,000.00	125,000.00	125,000.00	75,000.00	125,000.00	425,000.00
West Combution Turbine		1,050,000.00	2022	650,000.00	200,000.00	200,000.00	0.00	0.00	0.00
Clayville 1		1,850,000.00	2022	795,000.00	45,000.00	45,000.00	45,000.00	45,000.00	875,000.00
Customer Service Equipment		52,000.00	2017	52,000.00					
Administration		10,000.00	2017	10,000.00					
<b>TOTAL - GENERATION PROJECTS</b>		<b>99,203,000.00</b>		<b>7,386,000.00</b>	<b>7,700,000.00</b>	<b>9,265,000.00</b>	<b>16,900,000.00</b>	<b>11,210,000.00</b>	<b>46,742,000.00</b>

C - 4

**6 YEAR CAPITAL PROGRAM - 2017 to 2022  
ANTICIPATED PROJECT SCHEDULE AND FUNDING REQUIREMENTS**

Local Unit CITY OF VINELAND

1 PROJECT TITLE	2 PROJECT NUMBER	3 ESTIMATED TOTAL COST	4 Estimated Completion Time	FUNDING AMOUNTS PER BUDGET YEAR					
				5a 2017	5b 2018	5c 2019	5d 2020	5e 2021	5f 2022
Trucks/Misc Equipment		1,085,000.00		300,000.00	50,000.00	310,000.00	50,000.00	50,000.00	325,000.00
<b>TOTAL - ALL PROJECTS</b>		1,085,000.00	-	300,000.00	50,000.00	310,000.00	50,000.00	50,000.00	325,000.00

**6 YEAR CAPITAL PROGRAM - 2017 to 2022  
SUMMARY OF ANTICIPATED FUNDING SOURCES AND AMOUNTS**

Local Unit CITY OF VINELAND

1 Project Title	2 Estimated Total Costs	BUDGET APPROPRIATIONS		4 Capital Improvement Fund	5 Capital Surplus	6 Grants - in - Aid and Other Funds	BONDS AND NOTES			
		3a Current Year 2017	3b Future Years				7a General	7b Self Liquidating	7c Assessment	7d School
Police	5,747,200.00			287,360.00		-	5,459,840.00			
Animal Control	30,000.00			1,500.00		-	28,500.00			
L & I Vehicles	138,000.00			6,900.00		-	131,100.00			
Library	31,000.00			1,550.00		-	29,450.00			
Public Works	5,929,500.00	250,000.00		283,975.00		-	5,395,525.00			
Health EMS	10,107,072.00			505,353.60		-	9,601,718.40			
I/S	16,048,900.00			802,445.00		-	15,246,455.00			
Municipal Court	7,800.00			390.00		-	7,410.00			
Fire	18,328,350.00			916,417.50		-	17,411,932.50			
General Building Repairs	1,415,000.00			70,750.00		-	1,344,250.00			
General Miscellaneous Equipment	-	-	-	-		-	-			
Finance - Tax Collection	114,640.00			5,732.00			108,908.00			
<b>TOTAL - ALL PROJECTS</b>	57,897,462.00	250,000.00	-	2,882,373.10	-	-	54,765,088.90	-	-	-

**6 YEAR CAPITAL PROGRAM - 2017 to 2022  
SUMMARY OF ANTICIPATED FUNDING SOURCES AND AMOUNTS**

Local Unit CITY OF VINELAND

1 Project Title	2 Estimated Total Costs	BUDGET APPROPRIATIONS		4 Capital Improvement Fund	5 Capital Surplus	6 Grants - in - Aid and Other Funds	BONDS AND NOTES			
		3a Current Year 2017	3b Future Years				7a General	7b Self Liquidating	7c Assessment	7d School
LARGE DUMP TRUCK	110,000.00			-	-	-		110,000.00		
WATERMAIN INFRASTRUCTURE REHABILITATIO	10,000,000.00	297,000.00		-	-	-		9,703,000.00		
WATER MAIN INFRASTRUCTURE EQUIPMENT	200,000.00			-	-	-		200,000.00		
WORK TRUCK	50,000.00	30,000.00		-	-	-		20,000.00		
TRACK HOE	35,000.00			-	-	-		35,000.00		
WATERMAIN INFRASTRUCTURE REHABILITATIO	2,500,000.00							2,500,000.00		
WELL 17 CONSTRUCTION NJEIT LOAN	5,500,000.00							5,500,000.00		
WELL 12 MEDIA CHANGEOUT	760,000.00							760,000.00		
<b>TOTAL - ALL PROJECTS</b>	19,155,000.00	327,000.00	-	-	-	-	-	18,828,000.00	-	-

**6 YEAR CAPITAL PROGRAM - 2017 to 2022  
SUMMARY OF ANTICIPATED FUNDING SOURCES AND AMOUNTS**

Local Unit CITY OF VINELAND

1 Project Title	2 Estimated Total Costs	BUDGET APPROPRIATIONS		4 Capital Improvement Fund	5 Capital Surplus	6 Grants - in - Aid and Other Funds	BONDS AND NOTES			
		3a Current Year 2017	3b Future Years				7a General	7b Self Liquidating	7c Assessment	7d School
<b>Distribution</b>										
Structures & Improvements	156,000.00	34,000.00						122,000.00		
Office Equipment & Furniture	60,000.00	10,000.00						50,000.00		
Lighting	975,000.00	190,000.00						785,000.00		
Metering	7,470,000.00	70,000.00						7,400,000.00		
Equipment	1,957,000.00	364,000.00						1,593,000.00		
Substation Equipment & Upgrades	24,201,000.00	873,000.00						23,328,000.00		
Poles, Towers & Fixtures	1,640,000.00	255,000.00						1,385,000.00		
Line Transformer & Capacitors	1,880,000.00	310,000.00						1,570,000.00		
Services	735,000.00	80,000.00						655,000.00		
<b>Generation</b>		-						-		
Building Projects - Down Station	55,067,000.00	840,410.00						54,226,590.00		
Major Equipment:		-						-		
Unit #11	2,100,000.00	475,000.00						1,625,000.00		
West Combution Turbine	1,050,000.00	150,000.00						900,000.00		
Clayville 1	1,850,000.00	545,000.00						1,305,000.00		
Customer Service Equipment	52,000.00	52,000.00						-		
Administration	10,000.00	10,000.00						-		
<b>TOTAL - ALL PROJECTS</b>	<b>99,203,000.00</b>	<b>4,258,410.00</b>	-	-	-	-	-	<b>94,944,590.00</b>	-	-



**6 YEAR CAPITAL PROGRAM - 2017 to 2022  
SUMMARY OF ANTICIPATED FUNDING SOURCES AND AMOUNTS**

Local Unit CITY OF VINELAND

1 Project Title	2 Estimated Total Costs	BUDGET APPROPRIATIONS		4 Capital Improvement Fund	5 Capital Surplus	6 Grants - in - Aid and Other Funds	BONDS AND NOTES			
		3a Current Year 2017	3b Future Years				7a General	7b Self Liquidating	7c Assessment	7d School
Trucks/Misc Equipment	1,085,000.00	300,000.00		-		-		785,000.00		
<b>TOTAL - ALL PROJECTS</b>	1,085,000.00	300,000.00	-	-	-	-	-	785,000.00	-	-

MUNICIPALITY CITY OF VINELAND OPEN SPACE, RECREATION, FARMLAND AND HISTORIC PRESERVATION TRUST FUND

DEDICATED REVENUES FROM TRUST FUND	FCOA	Anticipated		Realized in Cash in 2016	APPROPRIATIONS	FCOA	Appropriated		Expended TY 2016	
		2017	2016				2017	2016	Paid or Charged	Reserved
Amount to be Raised By Taxation	54-190				Development of Lands for Recreation and Conservation:		XXXXXXXXXX	XXXXXXXXXX	XXXXXXXXXX	XXXXXXXXXX
					Salaries & Wages	54-385-1				-
Interest Income	54-113				Other Expenses	54-385-2				
					Maintenance of Lands for Recreation and Conservation:		XXXXXXXXXX	XXXXXXXXXX	XXXXXXXXXX	XXXXXXXXXX
Reserve Funds:					Salaries & Wages	54-375-1				
					Other Expenses	54-372-2				
					Historic Preservation:		XXXXXXXXXX	XXXXXXXXXX	XXXXXXXXXX	XXXXXXXXXX
					Salaries & Wages	54-176-1				
					Other Expenses	54-176-2				
					Acquisition of Lands for Recreation and Conservation	54-915-2				
Total Trust Fund Revenues:	54-299	-	-	-	Acquisition of Farmland	54-916-2				
<b>Summary of Program</b>					Down Payments on Improvements	54-902-2				
					Debt Service:		XXXXXXXXXX	XXXXXXXXXX	XXXXXXXXXX	XXXXXXXXXX
Year Referendum Passed/Implemented:					Payment of Bond Principal	54-920-2				XXXXXXXXXX
Rate Assessed:					Payment of Bond Anticipation Notes and Capital Notes	54-925-2				XXXXXXXXXX
Total Tax Collected to date:					Interest on Bonds	54-930-2				XXXXXXXXXX
Total Expended to date:					Interest on Notes	54-935-2				XXXXXXXXXX
Total Acreage Preserved to date:					Reserve for Future Use	54-950-2				
Recreation land preserved in 2016:					Total Trust Fund Appropriations:	54-499				
Farmland preserved in 2013:										

**Annual List of Change Orders Approved  
Pursuant to N.J.A.C. 5:30-11**

Contracting Unit: CITY OF VINELAND

Year Ending: December 31, 2016

The following is a complete list of all change orders which caused the originally awarded contract price to be exceeded by more than 20 percent. For regulatory details please consult N.J.A.C. 5:30-11.1 et seq. Please identify each change order by name of the project.

1.

2.

3.

4.

For each change order listed above, submit with introduced budget a copy of the governing body resolution authorizing the change order and an Affidavit of Publication for the newspaper notice required by N.J.A.C. 5:30-11.9(d). (Affidavit must include a copy of the newspaper notice.)

If you have not had a change order exceeding the 20 percent threshold for the year indicated above, please check here  and certify below.

\_\_\_\_\_  
Date

\_\_\_\_\_  
Clerk of the Governing Body

Annual List of Change Orders Approved  
Pursuant to N.J.A.C. 5:30-11

Contracting Unit: CITY OF VINELAND

Year Ending: December 31, 2016

The following is a complete list of all change orders which caused the originally awarded contract price to be exceeded by more than 20 percent. For regulatory details please consult N.J.A.C. 5:30-11.1 et seq. Please identify each change order by name of the project.

1. Completion of VMEU Simple Cycle Turbine Generator with Selective Catalytic Reduction **Original Resolution No. 2009-623 – Total Original Contract \$26,925,000.00 to Rolls-Royce Energy Systems. **Change Order #1 – REDUCTION of -(\$500,000.00) - Resolution No. 2010-93** – To incorporate a Contract Price Modification into the Agreement for acceptance of a revised payment plan. **Change Order #2 - \$19,868.00 – Resolution No. 2010-263** – To incorporate a Contract Price Modification into the Agreement to include AAF Filter Single Point Lift capability to be incorporated into the design in order to reduce field erection costs. Also to include at no cost, revised guarantee language for lowering emissions level per the NJDEP permit. **Change Order #3 - \$ -0- Resolution No. 2010-494** - To extend the validity date to November 25, 2010 for contract price modification “A – Recommended Spare Parts Inventory and Pricing”. The extension provided enough time to clarify and evaluate a second Contract Price Modification offering. **Change Order #4 \$1,773,924.00 – Resolution No. 2010-527** - To exercise Contract Price Modifications for “A” – Recommended Spare Parts Inventory & Pricing; and “B” – Long-Term Service Agreement & Pricing, as offered by Rolls-Royce in their proposal, thereby incorporating their scope within the existing contract at the offered pricing. **Change order #5 (reduction) (\$70,067.67)** – Back charge Rolls Royce for Onsite work completed on Rolls Royce equipment by Barton Malow Co. at Rolls Royce request. **Change Order #6 - \$28,978,952.00 Resolution No. 2011-452** - To exercise the Contract Price Modification for supply of a second unit, for release greater than 12 and less than 24 months of contract award (copy of page 24 of Tab A Commercial- Section 3) which was included in the Rolls-Royce proposal of October 27, 2009. **Change Order #7 (reduction) -(\$15,342.03)** – To back charge Rolls Royce for onsite work completed on Rolls Royce equipment by Barton Malow Co. at Rolls Royce request. **Change Order #8 (reduction) -(\$62,675.12)** - To back charge Rolls Royce for onsite work completed on Rolls Royce equipment by Barton Malow Co. at Rolls Royce request. **Change Order #9 - \$744,993.21 - Resolution No. 2012-105** - A necessary back charge from Rolls Royce for on-site work completed on Rolls Royce equipment by Barton Malow Company at Rolls Royce request; Additional necessary on-site Rolls Royce provided technical direction man-hours to the contract; **Change Order #10 (reduction) -(\$86,082.95)** - Necessary back charge from Rolls Royce for onsite work completed on Rolls Royce equipment by Barton Malow Co. at Rolls Royce request and back charge for additional construction completed as a result of a design change initiated by Rolls Royce after the start of construction for the addition of a sound enclosure for the water injection skid.**


CONTINUED ON PAGE 2

For each change order listed above, submit with introduced budget a copy of the governing body resolution authorizing the change order and an Affidavit of Publication for the newspaper notice required by N.J.A.C. 5:30-11.9(d). (Affidavit must include a copy of the newspaper notice.)

If you have not had a change order exceeding the 20 percent threshold for the year indicated above, please check here  and certify below.

27-Apr-17

Date

  
Clerk of the Governing Body



Annual List of Change Orders Approved  
Pursuant to N.J.A.C. 5:30-11

Contracting Unit: CITY OF VINELAND

Year Ending: December 31, 2016

The following is a complete list of all change orders which caused the originally awarded contract price to be exceeded by more than 20 percent. For regulatory details please consult N.J.A.C. 5:30-11.1 et seq. Please identify each change order by name of the project.

**CONTINUED FROM PAGE 1**


1. **Change Order #11 (reduction) (\$181,710.39)** - Back charges from Rolls Royce for onsite work completed on Rolls Royce equipment by Barton Malow Co at Rolls Royce request; Back charge from Barton Malow for delays caused by Rolls Royce late equipment deliveries; and Backcharge from Bluewater Energy Solutions for performing additional mechanical and emissions performance testing on engine CT # 109 at Rolls Royce request, as a result of Rolls Royce having to change out their combustion turbine. **Change Order #12 - \$774,700.00 - Resolution No. 2012-482** - For Catalysts storage costs from 6/1/11 through 12/31/11; Includes a credit from Rolls Royce for their share of the electrical & Control cable issue resolution costs; and an additional 3,120 man-hours of additional onsite Technical Direction & Installation (TDI). **Change Order #13 (reduction) -(\$117,377.22)- Resolution No. 2014-340** - Contract price reductions for acceptance of contract variations for Clayville Unit #1 (reductions for accelerated milestone payment schedule; for selecting a turbine generator design; for selecting a single-fuel (natural gas only) turbine generator design); Contract price reduction reflecting the actual cost of spare parts for H.M. Down Unit #11; Design modification for air filter module platform for Clayville Unit #1 resulting in a contract price increase; and Exercise the spare parts option for Clayville Unit #1. **Change Order #14 - \$882,367.05-Resolution No. 2015-141** - For an additional 3,766.5 on-site Technical Direction of Installation (TDI) man-hour, totaling \$1,054,620.00. This change also reflects a deduction for an overpayment of \$172,252.95 on the H.M. Down Unit #1 portion of this contract. **Change Order #15 - \$1,144,389.30-Resolution No. 2015-301** - To incorporate the following modifications: Engineering study for partial disassembly of AAF combustion air filter house; the study was necessitated by improper grout installation under the combustion turbine skid; this cost has been back-charged to the construction contractor. Engineering study for partial disassembly of GT package; this study was necessitated by improper grout installation under the combustion turbine skid; this cost has been back-charged to the construction contractor. Storage of Siemens supplied equipment; storage of this equipment was necessary to support the amended contractual delivery schedule incorporated by Change Order #13. Flushing of the combustion turbine lube oil system. Purchase of an additional 3307.5 on-site Technical Direction of Installation (TDI) man-hours. **Change Order #16 - \$2,560,010.00-Resolution No. 2016-96** - to incorporate the following modifications: To exercise Contract Price Modification offered by Siemens in their proposal submitted on Feb. 17, 2016 for a Long Term Service Agreement for both Down Unit #11 and Clayville #1 incorporating their scope within the existing contract at the offered price.

CONTINUED ON PAGE 3

For each change order listed above, submit with introduced budget a copy of the governing body resolution authorizing the change order and an Affidavit of Publication for the newspaper notice required by N.J.A.C. 5:30-11:9(d). (Affidavit must include a copy of the newspaper notice.)

If you have not had a change order exceeding the 20 percent threshold for the year indicated above, please check  and certify below.

27-Apr-17  
Date

  
Clerk of the Governing Body

**Annual List of Change Orders Approved  
Pursuant to N.J.A.C. 5:30-11**

Contracting Unit: CITY OF VINELAND

Year Ending: December 31, 2016

The following is a complete list of all change orders which caused the originally awarded contract price to be exceeded by more than 20 percent. For regulatory details please consult N.J.A.C. 5:30-11.1 et seq. Please identify each change order by name of the project.

1. Siemens will provide maintenance services for Down Unit 11 and Clayville 1 gas turbine equipment in accordance with the terms and conditions of this agreement. Incorporation of the Siemens Proposals results in a contract price increase of \$2,560,010. VMEU analyzed the costs vs. benefits of this proposal from both a labor and materials cost perspective, as well as a risk assessment perspective, bearing in mind that if either of these two generating units cannot operate when scheduled to run by the PJM ISO, financial penalties will be incurred. The term of this LTSA will be five (5) years in accordance with N.J.S.A. 40A:11-15(7). **Change Order #17 - \$11,952.09-Resolution No. 2016-173** to incorporate the following modifications: Storage of Selective Catalytic Reduction (SCR) unit components; Additional work for repairs to the Selective Catalytic Reduction (SCR) unit; Credit for installation of heat tracing and insulation; Credit for modification to SCR probe; Credit for additional emissions testing performed December 28, 2015 and January 28, 2016; Credit for additional performance testing performed March 11, 2016; Credit for pricing differences for spare parts. **Change Order #18 - \$3,600,000.00-Resolution No. 2016-295** - As a result of an unforeseen breakdown of the combustion turbine at Unit 11, there existed a need for its removal, and induction inspection, determinatin of the casuation of the damage and repairs.
  
2. Removal, Fabrication, Installation and Repairs of Piping at Clayville Unit #1 for the Vineland Municipal Electric Utility – Generation Division. **Original Resolution No. 2015-338 - in the base bid amount of \$219,827.06, plus a contingency in the amount of \$67,000.00 for a total award amount of \$286,827.06 to Shelby Mechanical Inc., Cinnaminson, NJ. Change Order #1 - \$100,000.00 – Resolution No. 2015-400** - to incorporate the following modifications to this contract: Additional RT to existing natural gas piping to assure compliance with all specifications; Additional services to supplement and clarification due to RFI to facilitate flushing of piping; Low pressure natural gas piping welds replacement recently discovered by RT analysis; RT of up to 19 missing radiographs of existing welds to high and low pressure natural gas piping; Acquisition and installation of small bore valves to replace and preserve existing defective welds; Additional NDE costs to assure consistency with ASME B31.1 code. These modifications are in accordance with the certification of VMEU Engineering review. This addition is required due to emergent circumstances that evolved as a result of review of


CONTINUED ON PAGE 4

For each change order listed above, submit with introduced budget a copy of the governing body resolution authorizing the change order and an Affidavit of Publication for the newspaper notice required by N.J.A.C. 5:30-11.9(d). (Affidavit must include a copy of the newspaper notice.)

If you have not had a change order exceeding the 20 percent threshold for the year indicated above, please check  and certify below.

27-Apr-17

Date

  
Clerk of the Governing Body



Annual List of Change Orders Approved  
Pursuant to N.J.A.C. 5:30-11

Contracting Unit: CITY OF VINELAND

Year Ending: December 31, 2016

The following is a complete list of all change orders which caused the originally awarded contract price to be exceeded by more than 20 percent. For regulatory details please consult N.J.A.C. 5:30-11.1 et seq. Please identify each change order by name of the project.

2. weld documentation of high and low pressure natural gas piping which have just been presented for review and a finding that up to 19 weld inspection documentation is missing and several weld inspections revealed unacceptable welds. These additional services are required to be taken to resolve these emergent circumstances and do not allow competitive bidding processes to assure the best interests of the City. **Change Order #2 - \$64,441.00 – Charged to Contingency leaving balance of \$2,559.00. Change Order #3 - Resolution No. 2015-512 - Requested amount \$21,802.00. After deducting the balance of the contingency, the amount authorized was \$19,243.00 -** to incorporate the following modifications to this contract: Alignment of fuel gas compressor and motor; Additional radiographic testing of natural gas piping system welds; Additional work related to proper support and alignment of fuel gas compressor lube oil pipe; Final alignment and coupling of fuel gas compressor; Boroscope inspection of fuel gas compressor; Insulation of repaired welds; Fabrication and installation of temporary piping spool and removal of existing spool on fuel gas compressor skid; Re-installation of of 3” control valve spool on fuel gas compressor. **Change Order #4 - \$50,806.71-Resolution No. 2016-56 -** to incorporate the following modifications to this contract: Installation of additional heat tracing and insulation; Modifications to inlet NOx probe; Modifications to low pressure natural gas line; Installation of hanger for flue gas probe. **Change Order #5 - \$56,963.48-Resolution No. 2016-172 -** to incorporate the following modifications to this contract: Weld NOx probe in Clayville Unit #1 SCR for Siemens; Repair ammonia nozzles at Down Unit #11 Generating Station. Performance of this work under this contract is necessary to prevent further delay in returning Unit #11 to service, and is in the best interest of the City; Install 1” valves at Clayville Unit #1.
3. Completion of Clayville Unit 1 Commissioning Services for the Vineland Municipal Electric Utility – Generation Division – **Original Resolution No. 2014-390 - Bluewater Energy Solutions, Acworth, GA, in the amount of \$537,778.00 plus a contingency in the amount of \$53,777.80 for a total award amount of \$591,555.80**  
**Change Order #1 – Requested amount \$185,182.00 – Resolution No. 2015-91. After deducting from the contingency, the amount authorized was \$131,404.20.**  
To incorporate the following options: In their proposal of August 26, 2014, Bluewater Energy proposed an option for an accelerated Start Up and Commissioning schedule (Option A). It accelerates the date of Final Completion to June 1, 2015. The date of Final Completion in the base contract is June 15, 2015. Price increase of \$185,182.00.


CONTINUED ON PAGE 5

For each change order listed above, submit with introduced budget a copy of the governing body resolution authorizing the change order and an Affidavit of Publication for the newspaper notice required by N.J.A.C. 5:30-11.9(d). (Affidavit must include a copy of the newspaper notice.)

If you have not had a change order exceeding the 20 percent threshold for the year indicated above, please check  and certify below.

27-Apr-17

Date

  
Clerk of the Governing Body

Annual List of Change Orders Approved  
Pursuant to N.J.A.C. 5:30-11

Contracting Unit: CITY OF VINELAND

Year Ending: December 31, 2016

The following is a complete list of all change orders which caused the originally awarded contract price to be exceeded by more than 20 percent. For regulatory details please consult N.J.A.C. 5:30-11.1 et seq. Please identify each change order by name of the project.

3. Also necessary to incorporate an extension of the validity of the pricing for Option A. Bluewater has agreed to extend the validity of the pricing for Option A:  
**Change Order #2 - \$106,100.00 Resolution No. 2015-303** - to incorporate the following modifications to this contract: Additional man-hours of onsite Installation and Commissioning Technician support. **Change Order #3 - \$513,900.00-Resolution No. 2015-367** - to incorporate the following modifications to this contract: 2155 man-hours of onsite Installation and Commissioning Technician support; Project management support; Test and safety equipment; Technical support man-hours and equipment to support flushing of piping systems. This addition is required due to emergent circumstances that evolved as a result of unforeseen actions of the construction contractor. These additional services are required to be taken to resolve these emergent circumstances and do not allow competitive bidding processes to assure the best interests of the City. **Change Order #4 - \$67,117.50-Resolution No. 2016-133** - to incorporate the following modifications to this contract: Additional onsite Installation and Commissioning Technician support and project management support. This addition is required due to emergent circumstances that evolved as a result of unforeseen actions of the construction contractor. These additional services are required to be taken to resolve these emergent circumstances and do not allow for competitive bidding processes to assure the best interests of the City are assured; Additional performance and emissions testing performed March 11, 2016.
4. Concrete Testing for Landis Avenue Phase 1, Resurfacing Project – **Original – Purchase Order No. 15-008326 - Craig Testing Lab Inc., Mays Landing, NJ \$16,640.00 – Change Order #1 – Resolution No. 2016-259 - \$12,000.00** – Additional testing was required. After the Purchase Order was issued, the New Jersey Department of Transportation informed the City of greater testing frequency requirements to complete the project.

For each change order listed above, submit with introduced budget a copy of the governing body resolution authorizing the change order and an Affidavit of Publication for the newspaper notice required by N.J.A.C. 5:30-11.9(d). (Affidavit must include a copy of the newspaper notice.)

If you have not had a change order exceeding the 20 percent threshold for the year indicated above, please check  and certify below.

27-Apr-17

Date

  
Clerk of the Governing Body