

JOSEPH J. REUBEN
CHAIRMAN

COMMISSIONERS
G. STEVEN ERRICKSON
CARLOS VILLAR
THOMAS J. MERIGHI, JR.
PERRY D. BARSE



DENNIS W. PALMER, P.E., P.P.
EXECUTIVE DIRECTOR/CHIEF ENGINEER

ANTHONY K. TOBOLSKI
FIELD ENGINEER

GRUCCIO PEPPER De SANTO & RUTH, P.A.
SOLICITOR

THE LANDIS SEWERAGE AUTHORITY

1776 SOUTH MILL ROAD • VINELAND, NEW JERSEY 08360-6200

PHONE: (856) 691-0551 • FAX: (856) 691-1407

Visit us at <http://www.landissewerageauthority.com/>

January 16, 2020

The Honorable Anthony R. Fanucci
Mayor, City of Vineland
Vineland, NJ 08360

and

Paul F. Spinelli, President City Council
City Hall
640 E. Wood Street, PO Box 1508
Vineland, NJ 08362-1508

Re: Quarterly Report of Landis Sewerage Authority


Dear Mayor and Council Members:

Enclosed please find the Authority's 4th quarter report for 2019. The purpose of this report is to provide a measure to certain quantifiable factors on how the Authority rates its operation, i.e., amount of flow treated and the quality of the effluent discharged as well as key highlights or major accomplishments that occurred during the quarter. Through this compilation of highlights and accomplishments of certain milestones, the Authority can better inform those public officials who may have interest in the Authority's activities and our impact on our customers.

If you have any questions, please contact me at extension 6255.


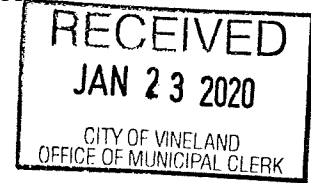
Very truly yours,

LANDIS SEWERAGE AUTHORITY


DENNIS W. PALMER, P.E., P.P.
Executive Director/Chief Engineer

DWP/car
Enc.

C: LSA Board of Commissioners
LSA Solicitor



QUARTERLY REPORT
Total Number of Sewer Calls/Customer Service Follow-up Letters to LSA

2019

MONTH	NO. OF SEWER CALLS	
October	18	
November	23	
December	33	
FOLLOW UP LETTERS	MAILED	RECEIVED
October	5	0
November	6	0
December	7	0

Awarded contracts for the following:

First Look Technologies, LLC
Harris Computer Systems
New Jersey Manufacturer's Insurance
Garrison Enterprise, Inc.
ALS Environmental

Tours:

Rowan University Environmental Science Class

Tours of the LSA farm and plant facilities can be arranged by calling Dennis Palmer at (856) 691-0551, extension 6255.

The Landis Sewerage Authority
 Quarterly Report (4th Quarter 2019)
 Period of October, November, December

Total flow treated for the months of October to December:

<u>Month</u>	<u>Flow</u>
October	150.88
November	132.63
December	139.88

Total 423.39 million gallons

BOD (biochemical oxygen demand) and TSS (total suspended solids) effluent discharge concentration mg or p.p.m.

Month	BOD	TSS	NJDEP Permit Maximum Concentration 30 mg/l
October	5.4	6.7	
November	3.4	3.5	
December	4.2	3.2	
Average	4.3	4.5	

4th quarter hay and corn sales

679 square bales of hay – 19.7 tons
 138 round bales of hay – 58.7 tons
 183 round bales of corn stubble – 77.8 tons
 420 square bales of corn stubble – 10.5
 12,450 bushels of corn – 348.6 tons

Total gallons of sludge transported and incorporated at the Authority's biosolids agricultural site:

Month	Gallons
October	454,900
November	252,500
December	0
Total	707,400

CITY OF VINELAND
DEPARTMENT OF HEALTH

MONIES COLLECTED:

OCTOBER, 2019

Health Office	\$	7,940.00
Registrar of Vital Statistics	\$	12,278.00
Community Nursing Service	\$	-
Emergency Medical Service	\$	260,669.96
TOTAL	\$	280,887.96

COMMENTS:

Submitted by:



Macleod Carré
Health Director

Copies to:

Mayor
City Council
Business Administrator
Comptroller
City Clerk (2)

REGISTRAR OF VITAL STATISTICS

OCTOBER, 2019

Births Recorded	<u>137</u>	Burial Permits Issued	<u>1</u>
Marriages Recorded	<u>25</u>	Marriage Licenses & Application	<u>44</u>
Deaths Recorded	<u>82</u>	Free Issues (by order of State Dept. Document REG D-#3 Page 35, titled "Births & Deaths)	<u>3</u>
Civil Unions Recorded	<u>0</u>		
Certified Birth Certificates Issued	<u>391</u>	Corrections Filed With State Registrar's Office	<u>22</u>
Certified Marriage Certificates Issued	<u>57</u>		
Certified Death Certificates Issued @ \$25	<u>72</u>		
Certified Death Certificates Issued @ \$2	<u>473</u>		
Certified Death Certificates Issued Free	<u>4</u>	(only if VA)	
Certified Copies of Civil Unions	<u>0</u>		

Summary of Services Performed
 Within a Program Element
 From Period 10/1/2019 To 10/31/2019

Record Selection Criteria: Program/Element 0000 - ZZZZ
 Service Code 000 - 999
 Activity Date 10/1/2019 - 10/31/2019
 Employee ID EE0000003 - EE9999999

Program Element : 1600 RISK CLASS 1

Service Code	Description	Activity Hours	Travel Hours	No. of Times Performed
100	ROUTINE/INITIAL INSPECTION	1.5	0.0	2
Total Number of Hours for 1600 - RISK CLASS 1:		1.5	0.0	2

Program Element : 1602 RISK CLASS 2

Service Code	Description	Activity Hours	Travel Hours	No. of Times Performed
100	ROUTINE/INITIAL INSPECTION	9.8	0.0	7
102	FOLLOW-UP INSPECTION	2.5	0.0	5
104	STANDARD 9 INSPECTION FOR FDA STATS	4.1	0.0	5
105	PRE-OPENING INSPECTION	2.8	0.0	1
117	ATTEMPTED INSPECTION	0.2	0.0	1
119	FIRST REINSPECTION	1.5	0.0	2
130	PLAN REVIEW	0.3	0.0	1
131	DISASTER-FIRE	1.3	0.0	1
145	ELECTRIC SHUT OFF- DISCONNECT	0.3	0.0	1
205	REPORT WRITTEN	0.3	0.0	1
900	ADMINISTRATIVE	0.8	0.0	3
903	PHONE CALL / EMAIL/ FAX	1.0	0.0	6
Total Number of Hours for 1602 - RISK CLASS 2:		24.6	0.0	34

Program Element : 1603 RISK CLASS 2 SCHOOLS

Service Code	Description	Activity Hours	Travel Hours	No. of Times Performed
100	ROUTINE/INITIAL INSPECTION	17.3	0.0	11
102	FOLLOW-UP INSPECTION	0.3	0.0	1
104	STANDARD 9 INSPECTION FOR FDA STATS	2.9	0.0	3
166	STANDARDIZATION	2.3	0.0	1
205	REPORT WRITTEN	0.2	0.0	1
900	ADMINISTRATIVE	0.9	0.0	3
Total Number of Hours for 1603 - RISK CLASS 2 SCHOOLS:		24.0	0.0	20

Program Element : 1604 RISK CLASS 3A

Service Code	Description	Activity Hours	Travel Hours	No. of Times Performed
100	ROUTINE/INITIAL INSPECTION	37.1	0.0	21
102	FOLLOW-UP INSPECTION	1.8	0.0	5
104	STANDARD 9 INSPECTION FOR FDA STATS	11.4	0.0	9
117	ATTEMPTED INSPECTION	0.5	0.0	2
119	FIRST REINSPECTION	4.0	0.0	4
120	SECOND REINSPECTION	1.0	0.0	1
166	STANDARDIZATION	5.0	0.0	1
900	ADMINISTRATIVE	5.2	0.0	10
903	PHONE CALL / EMAIL/ FAX	0.7	0.0	4
Total Number of Hours for 1604 - RISK CLASS 3A:		66.8	0.0	57

Summary of Services Performed
 Within a Program Element
 From Period 10/1/2019 To 10/31/2019

Program Element : 1608 RISK CLASS 3B

Service Code	Description	Activity Hours	Travel Hours	No. of Times Performed
100	ROUTINE/INITIAL INSPECTION	3.2	0.0	2
102	FOLLOW-UP INSPECTION	0.4	0.0	2
104	STANDARD 9 INSPECTION FOR FDA STATS	1.5	0.0	1
205	REPORT WRITTEN	0.2	0.0	1
Total Number of Hours for 1608 - RISK CLASS 3B:		5.3	0.0	6

Program Element : 1610 RISK CLASS 4B

Service Code	Description	Activity Hours	Travel Hours	No. of Times Performed
100	ROUTINE/INITIAL INSPECTION	2.5	0.0	1
102	FOLLOW-UP INSPECTION	0.5	0.0	1
166	STANDARDIZATION	2.3	0.0	1
205	REPORT WRITTEN	6.0	0.0	1
903	PHONE CALL / EMAIL / FAX	0.6	0.0	1
Total Number of Hours for 1610 - RISK CLASS 4B:		11.9	0.0	5

Program Element : 1611 ASSIST IN INSPECTION

Service Code	Description	Activity Hours	Travel Hours	No. of Times Performed
102	FOLLOW-UP INSPECTION	0.5	0.0	1
118	ASSIST IN INSPECTION	9.0	0.0	5
Total Number of Hours for 1611 - ASSIST IN INSPECTION:		9.5	0.0	6

Program Element : 1612 SUPERMARKET RC2

Service Code	Description	Activity Hours	Travel Hours	No. of Times Performed
100	ROUTINE/INITIAL INSPECTION	2.5	0.0	1
Total Number of Hours for 1612 - SUPERMARKET RC2:		2.5	0.0	1

Program Element : 1614 SUPERMARKET RC3

Service Code	Description	Activity Hours	Travel Hours	No. of Times Performed
100	ROUTINE/INITIAL INSPECTION	3.5	0.0	1
102	FOLLOW-UP INSPECTION	0.7	0.0	1
Total Number of Hours for 1614 - SUPERMARKET RC3:		4.2	0.0	2

Program Element : 1618 MOBILE UNITS RC2

Service Code	Description	Activity Hours	Travel Hours	No. of Times Performed
903	PHONE CALL / EMAIL / FAX	0.3	0.0	1
Total Number of Hours for 1618 - MOBILE UNITS RC2:		.3	0.0	1

Program Element : 1620 TEMPORARY FOOD VENDOR DAY 1

Service Code	Description	Activity Hours	Travel Hours	No. of Times Performed
900	ADMINISTRATIVE	0.1	0.0	1
Total Number of Hours for 1620 - TEMPORARY FOOD VENDOR DAY 1:		.1	0.0	1

Summary of Services Performed
 Within a Program Element
 From Period 10/1/2019 To 10/31/2019

Program Element : 1641 FOODS (GENERAL)

Service Code	Description	Activity Hours	Travel Hours	No. of Times Performed
124	COMPLAINT INSPECTION	4.5	0.0	6
125	COMPLAINT FOLLOW UP INSPECTION	0.5	0.0	1
166	STANDARDIZATION	1.2	0.0	1
205	REPORT WRITTEN	0.5	0.0	3
916	MEETING/TRAINING CONFERENCE ATTENDANCE	1.5	0.0	1
Total Number of Hours for 1641 - FOODS (GENERAL):		8.2	0.0	12

Program Element : 1801 ANNUAL RECREATIONAL BATHING - POOLS

Service Code	Description	Activity Hours	Travel Hours	No. of Times Performed
100	ROUTINE/INITIAL INSPECTION	0.5	0.0	1
119	FIRST REINSPECTION	0.5	0.0	1
903	PHONE CALL / EMAIL/ FAX	0.3	0.0	2
Total Number of Hours for 1801 - ANNUAL RECREATIONAL BATHING - POOLS:		1.3	0.0	4

Program Element : 1802 ANNUAL RECREATIONAL BATHING - SPA

Service Code	Description	Activity Hours	Travel Hours	No. of Times Performed
100	ROUTINE/INITIAL INSPECTION	0.6	0.0	1
106	REVIEW TEST RESULTS	0.8	0.0	1
119	FIRST REINSPECTION	0.5	0.0	1
903	PHONE CALL / EMAIL/ FAX	0.2	0.0	2
Total Number of Hours for 1802 - ANNUAL RECREATIONAL BATHING - SPA:		2.0	0.0	5

Program Element : 2007 EAR LOBE PIERCING LICENSE

Service Code	Description	Activity Hours	Travel Hours	No. of Times Performed
102	FOLLOW-UP INSPECTION	1.0	0.0	2
Total Number of Hours for 2007 - EAR LOBE PIERCING LICENSE:		1.0	0.0	2

Program Element : 2412 ANIMAL BITES/EXPOSURES

Service Code	Description	Activity Hours	Travel Hours	No. of Times Performed
106	REVIEW TEST RESULTS	0.3	0.0	2
124	COMPLAINT INSPECTION	5.2	0.0	8
900	ADMINISTRATIVE	2.6	0.0	7
901	TRAINING PROVIDED	0.7	0.0	1
903	PHONE CALL / EMAIL/ FAX	2.1	0.0	9
915	SPECIMEN TRANSPORT	1.0	0.0	2
Total Number of Hours for 2412 - ANIMAL BITES/EXPOSURES:		11.8	0.0	29

Program Element : 2602 WELL PERMIT - REPLACEMENT

Service Code	Description	Activity Hours	Travel Hours	No. of Times Performed
100	ROUTINE/INITIAL INSPECTION	1.5	0.0	2
130	PLAN REVIEW	1.3	0.0	2
170	WELL-WITNESS INSTALLATION	0.2	0.0	1
Total Number of Hours for 2602 - WELL PERMIT - REPLACEMENT:		2.9	0.0	5

Summary of Services Performed
 Within a Program Element
 From Period 10/1/2019 To 10/31/2019

Program Element : 2608 WELL- PWTA

Service Code	Description	Activity Hours	Travel Hours	No. of Times Performed
206	NEIGHBOR NOTIFICATION	1.0	0.0	1
Total Number of Hours for 2608 - WELL- PWTA:		1.0	0.0	1

Program Element : 2610 WELL- GENERAL COMPLAINT

Service Code	Description	Activity Hours	Travel Hours	No. of Times Performed
903	PHONE CALL / EMAIL / FAX	0.3	0.0	1
Total Number of Hours for 2610 - WELL- GENERAL COMPLAINT:		.3	0.0	1

Program Element : 2800 INDOOR AIR QUALITY

Service Code	Description	Activity Hours	Travel Hours	No. of Times Performed
900	ADMINISTRATIVE	0.3	0.0	1
Total Number of Hours for 2800 - INDOOR AIR QUALITY:		.3	0.0	1

Program Element : 3000 SEPTIC PERMIT - NEW

Service Code	Description	Activity Hours	Travel Hours	No. of Times Performed
130	PLAN REVIEW	1.0	0.0	1
143	WITNESS PROFILE PIT	0.3	0.0	1
Total Number of Hours for 3000 - SEPTIC PERMIT - NEW:		1.3	0.0	2

Program Element : 3004 SEPTIC PERMIT - REPAIR MAJOR

Service Code	Description	Activity Hours	Travel Hours	No. of Times Performed
130	PLAN REVIEW	15.3	0.0	13
140	EXCAVATION INSPECTION	1.8	0.0	2
141	FINAL SEPTIC INSPECTION	4.5	0.0	4
143	WITNESS PROFILE PIT	0.5	0.0	3
Total Number of Hours for 3004 - SEPTIC PERMIT - REPAIR MAJOR:		22.0	0.0	22

Program Element : 3010 SEPTIC PERMIT - REPAIR MINOR

Service Code	Description	Activity Hours	Travel Hours	No. of Times Performed
130	PLAN REVIEW	0.5	0.0	1
141	FINAL SEPTIC INSPECTION	1.0	0.0	1
Total Number of Hours for 3010 - SEPTIC PERMIT - REPAIR MINOR:		1.5	0.0	2

Program Element : 3012 SEPTIC REAL ESTATE REPORT

Service Code	Description	Activity Hours	Travel Hours	No. of Times Performed
130	PLAN REVIEW	7.0	0.0	10
Total Number of Hours for 3012 - SEPTIC REAL ESTATE REPORT:		7.0	0.0	10

Summary of Services Performed
 Within a Program Element
 From Period 10/1/2019 To 10/31/2019

Program Element : 3400 LEAD INVESTIGATION

Service Code	Description	Activity Hours	Travel Hours	No. of Times Performed
124	COMPLAINT INSPECTION	3.5	0.0	1
205	REPORT WRITTEN	2.0	0.0	1
900	ADMINISTRATIVE	15.8	0.0	9
901	TRAINING PROVIDED	3.0	0.0	2
Total Number of Hours for 3400 - LEAD INVESTIGATION:		24.3	0.0	13

Program Element : 3600 PUBLIC HEALTH NUISANCE

Service Code	Description	Activity Hours	Travel Hours	No. of Times Performed
124	COMPLAINT INSPECTION	6.1	0.0	6
Total Number of Hours for 3600 - PUBLIC HEALTH NUISANCE:		6.1	0.0	6

Program Element : 9000 GENERAL ACTIONS

Service Code	Description	Activity Hours	Travel Hours	No. of Times Performed
900	ADMINISTRATIVE	7.5	0.0	4
901	TRAINING PROVIDED	4.8	0.0	3
Total Number of Hours for 9000 - GENERAL ACTIONS:		12.3	0.0	7

Program Element : 9004 FOOD SAFETY COURSE

Service Code	Description	Activity Hours	Travel Hours	No. of Times Performed
901	TRAINING PROVIDED	3.2	0.0	1
Total Number of Hours for 9004 - FOOD SAFETY COURSE:		3.2	0.0	1

CITY OF VINELAND
DEPARTMENT OF HEALTH

MONIES COLLECTED:

NOVEMBER, 2019

Health Office	\$	48,430.00
Registrar of Vital Statistics	\$	9,373.00
Community Nursing Service	\$	-
Emergency Medical Service	\$	209,409.74
TOTAL	\$	267,212.74

COMMENTS:

Submitted by:

Macleod Carré

Macleod Carré
Health Director

Copies to:

Mayor
City Council
Business Administrator
Comptroller
City Clerk (2)

REGISTRAR OF VITAL STATISTICS

NOVEMBER, 2019

Births Recorded	<u>148</u>	Burial Permits Issued	<u>0</u>
Marriages Recorded	<u>27</u>	Marriage Licenses & Application	<u>24</u>
Deaths Recorded	<u>95</u>	Free Issues (by order of State Dept. Document REG D-#3 Page 35, titled "Births & Deaths)	<u>4</u>
Civil Unions Recorded	<u>0</u>		
Certified Birth Certificates Issued	<u>315</u>	Corrections Filed With State Registrar's Office	<u>11</u>
Certified Marriage Certificates Issued	<u>51</u>		
Certified Death Certificates Issued @ \$25	<u>49</u>		
Certified Death Certificates Issued @ \$2	<u>268</u>		
Certified Death Certificates Issued Free	<u>6</u>	(only if VA)	
Certified Copies of Civil Unions	<u>0</u>		

Summary of Services Performed
 Within a Program Element
 From Period 11/1/2019 To 11/30/2019

Record Selection Criteria: Program/Element 0000 - ZZZZ
 Service Code 000 - 999
 Activity Date 11/1/2019 - 11/30/2019
 Employee ID EE0000003 - EE9999999

Program Element : 1600 RISK CLASS 1

Service Code	Description	Activity Hours	Travel Hours	No. of Times Performed
100	ROUTINE/INITIAL INSPECTION	0.8	0.0	1
105	PRE-OPENING INSPECTION	0.3	0.0	1
130	PLAN REVIEW	0.3	0.0	1
204	RESEARCH/INVESTIGATION	1.0	0.0	1
903	PHONE CALL / EMAIL/ FAX	0.5	0.0	2
Total Number of Hours for 1600 - RISK CLASS 1:		2.8	0.0	6

Program Element : 1602 RISK CLASS 2

Service Code	Description	Activity Hours	Travel Hours	No. of Times Performed
100	ROUTINE/INITIAL INSPECTION	16.8	0.0	15
101	INSPECTION- CONTINUED	0.5	0.0	1
102	FOLLOW-UP INSPECTION	0.2	0.0	1
104	STANDARD 9 INSPECTION FOR FDA STATS	2.7	0.0	5
117	ATTEMPTED INSPECTION	0.4	0.0	2
130	PLAN REVIEW	0.8	0.0	1
900	ADMINISTRATIVE	0.5	0.0	2
903	PHONE CALL / EMAIL/ FAX	0.3	0.0	2
Total Number of Hours for 1602 - RISK CLASS 2:		22.1	0.0	29

Program Element : 1603 RISK CLASS 2 SCHOOLS

Service Code	Description	Activity Hours	Travel Hours	No. of Times Performed
102	FOLLOW-UP INSPECTION	1.3	0.0	1
119	FIRST REINSPECTION	0.9	0.0	1
Total Number of Hours for 1603 - RISK CLASS 2 SCHOOLS:		2.2	0.0	2

Program Element : 1604 RISK CLASS 3A

Service Code	Description	Activity Hours	Travel Hours	No. of Times Performed
100	ROUTINE/INITIAL INSPECTION	16.8	0.0	13
102	FOLLOW-UP INSPECTION	4.6	0.0	8
103	CONSULTATION INSPECTION	3.2	0.0	5
104	STANDARD 9 INSPECTION FOR FDA STATS	6.1	0.0	7
117	ATTEMPTED INSPECTION	0.7	0.0	2
119	FIRST REINSPECTION	0.9	0.0	1
120	SECOND REINSPECTION	1.3	0.0	1
124	COMPLAINT INSPECTION	1.6	0.0	2
200	ADMINISTRATIVE HEARING	1.1	0.0	1
205	REPORT WRITTEN	3.1	0.0	4
900	ADMINISTRATIVE	4.0	0.0	7
903	PHONE CALL / EMAIL/ FAX	1.1	0.0	7
Total Number of Hours for 1604 - RISK CLASS 3A:		44.4	0.0	58

Summary of Services Performed
 Within a Program Element
 From Period 11/1/2019 To 11/30/2019

Program Element : 1608 RISK CLASS 3B

Service Code	Description	Activity Hours	Travel Hours	No. of Times Performed
100	ROUTINE/INITIAL INSPECTION	3.4	0.0	2
104	STANDARD 9 INSPECTION FOR FDA STATS	1.0	0.0	1
205	REPORT WRITTEN	2.3	0.0	2
Total Number of Hours for 1608 - RISK CLASS 3B:		6.7	0.0	5

Program Element : 1610 RISK CLASS 4B

Service Code	Description	Activity Hours	Travel Hours	No. of Times Performed
100	ROUTINE/INITIAL INSPECTION	2.5	0.0	1
104	STANDARD 9 INSPECTION FOR FDA STATS	2.0	0.0	1
Total Number of Hours for 1610 - RISK CLASS 4B:		4.5	0.0	2

Program Element : 1611 ASSIST IN INSPECTION

Service Code	Description	Activity Hours	Travel Hours	No. of Times Performed
118	ASSIST IN INSPECTION	6.8	0.0	4
Total Number of Hours for 1611 - ASSIST IN INSPECTION:		6.8	0.0	4

Program Element : 1614 SUPERMARKET RC3

Service Code	Description	Activity Hours	Travel Hours	No. of Times Performed
100	ROUTINE/INITIAL INSPECTION	3.3	0.0	1
Total Number of Hours for 1614 - SUPERMARKET RC3:		3.3	0.0	1

Program Element : 1620 TEMPORARY FOOD VENDOR DAY 1

Service Code	Description	Activity Hours	Travel Hours	No. of Times Performed
100	ROUTINE/INITIAL INSPECTION	1.5	0.0	1
Total Number of Hours for 1620 - TEMPORARY FOOD VENDOR DAY 1:		1.5	0.0	1

Program Element : 1641 FOODS (GENERAL)

Service Code	Description	Activity Hours	Travel Hours	No. of Times Performed
102	FOLLOW-UP INSPECTION	0.7	0.0	2
124	COMPLAINT INSPECTION	5.3	0.0	9
125	COMPLAINT FOLLOW-UP INSPECTION	0.5	0.0	1
134	ISSUE NOV	1.0	0.0	1
205	REPORT WRITTEN	1.0	0.0	1
901	TRAINING PROVIDED	1.5	0.0	1
903	PHONE CALL / EMAIL / FAX	0.8	0.0	2
Total Number of Hours for 1641 - FOODS (GENERAL):		10.8	0.0	17

Program Element : 1801 ANNUAL RECREATIONAL BATHING - POOLS

Service Code	Description	Activity Hours	Travel Hours	No. of Times Performed
100	ROUTINE/INITIAL INSPECTION	0.8	0.0	1
Total Number of Hours for 1801 - ANNUAL RECREATIONAL BATHING - POOLS:		.8	0.0	1

Summary of Services Performed
 Within a Program Element
 From Period 11/1/2019 To 11/30/2019

Program Element : 1802 ANNUAL RECREATIONAL BATHING - SPA

Service Code	Description	Activity Hours	Travel Hours	No. of Times Performed
100	ROUTINE/INITIAL INSPECTION	1.3	0.0	2
119	FIRST REINSPECTION	1.1	0.0	2
120	SECOND REINSPECTION	0.7	0.0	2
903	PHONE CALL / EMAIL/ FAX	0.3	0.0	1
Total Number of Hours for 1802 - ANNUAL RECREATIONAL BATHING - SPA:		3.3	0.0	7

Program Element : 2005 BODY ART NO PIERCING RENEWAL

Service Code	Description	Activity Hours	Travel Hours	No. of Times Performed
900	ADMINISTRATIVE	0.6	0.0	1
903	PHONE CALL / EMAIL/ FAX	0.1	0.0	1
Total Number of Hours for 2005 - BODY ART NO PIERCING RENEWAL:		.7	0.0	2

Program Element : 2007 EAR LOBE PIERCING LICENSE

Service Code	Description	Activity Hours	Travel Hours	No. of Times Performed
102	FOLLOW-UP INSPECTION	0.9	0.0	1
Total Number of Hours for 2007 - EAR LOBE PIERCING LICENSE:		.9	0.0	1

Program Element : 2412 ANIMAL BITES/EXPOSURES

Service Code	Description	Activity Hours	Travel Hours	No. of Times Performed
117	ATTEMPTED INSPECTION	1.3	0.0	2
124	COMPLAINT INSPECTION	5.2	0.0	6
206	NEIGHBOR NOTIFICATION	11.0	0.0	3
900	ADMINISTRATIVE	1.4	0.0	3
903	PHONE CALL / EMAIL/ FAX	2.4	0.0	10
915	SPECIMEN TRANSPORT	1.8	0.0	3
Total Number of Hours for 2412 - ANIMAL BITES/EXPOSURES:		23.1	0.0	27

Program Element : 2602 WELL PERMIT - REPLACEMENT

Service Code	Description	Activity Hours	Travel Hours	No. of Times Performed
130	PLAN REVIEW	0.5	0.0	1
Total Number of Hours for 2602 - WELL PERMIT - REPLACEMENT:		.5	0.0	1

Program Element : 3000 SEPTIC PERMIT - NEW

Service Code	Description	Activity Hours	Travel Hours	No. of Times Performed
141	FINAL SEPTIC INSPECTION	1.0	0.0	1
Total Number of Hours for 3000 - SEPTIC PERMIT - NEW:		1.0	0.0	1

Summary of Services Performed
 Within a Program Element
 From Period 11/1/2019 To 11/30/2019

Program Element : 3004 SEPTIC PERMIT - REPAIR MAJOR

Service Code	Description	Activity Hours	Travel Hours	No. of Times Performed
124	COMPLAINT INSPECTION	1.2	0.0	1
130	PLAN REVIEW	5.0	0.0	5
140	EXCAVATION INSPECTION	7.0	0.0	6
141	FINAL SEPTIC INSPECTION	5.5	0.0	6
900	ADMINISTRATIVE	1.0	0.0	1
903	PHONE CALL / EMAIL/ FAX	0.6	0.0	2
Total Number of Hours for 3004 - SEPTIC PERMIT - REPAIR MAJOR:		20.2	0.0	21

Program Element : 3008 SEPTIC PLAN REVIEW - REVISION

Service Code	Description	Activity Hours	Travel Hours	No. of Times Performed
143	WITNESS PROFILE PIT	0.2	0.0	1
Total Number of Hours for 3008 - SEPTIC PLAN REVIEW - REVISION:		.2	0.0	1

Program Element : 3010 SEPTIC PERMIT - REPAIR MINOR

Service Code	Description	Activity Hours	Travel Hours	No. of Times Performed
130	PLAN REVIEW	0.5	0.0	1
141	FINAL SEPTIC INSPECTION	2.0	0.0	2
Total Number of Hours for 3010 - SEPTIC PERMIT - REPAIR MINOR:		2.5	0.0	3

Program Element : 3012 SEPTIC REAL ESTATE REPORT

Service Code	Description	Activity Hours	Travel Hours	No. of Times Performed
130	PLAN REVIEW	6.5	0.0	11
Total Number of Hours for 3012 - SEPTIC REAL ESTATE REPORT:		6.5	0.0	11

Program Element : 3600 PUBLIC HEALTH NUISANCE

Service Code	Description	Activity Hours	Travel Hours	No. of Times Performed
124	COMPLAINT INSPECTION	1.2	0.0	2
134	ISSUE NOV	2.3	0.0	2
Total Number of Hours for 3600 - PUBLIC HEALTH NUISANCE:		3.5	0.0	4

Program Element : 9000 GENERAL ACTIONS

Service Code	Description	Activity Hours	Travel Hours	No. of Times Performed
124	COMPLAINT INSPECTION	0.7	0.0	1
136	MUNICIPAL COURT	1.3	0.0	1
900	ADMINISTRATIVE	9.3	0.0	6
901	TRAINING PROVIDED	6.0	0.0	3
916	MEETING/TRAINING CONFERENCE ATTENDANCE	4.7	0.0	3
Total Number of Hours for 9000 - GENERAL ACTIONS:		22.0	0.0	14

Program Element : 9004 FOOD SAFETY COURSE

Service Code	Description	Activity Hours	Travel Hours	No. of Times Performed
916	MEETING/TRAINING CONFERENCE ATTENDANCE	1.5	0.0	1
Total Number of Hours for 9004 - FOOD SAFETY COURSE:		1.5	0.0	1

CITY OF VINELAND HEALTH DEPARTMENT

Summary of Services Performed
Within a Program Element
From Period 11/1/2019 To 11/30/2019

CITY OF VINELAND
DEPARTMENT OF HEALTH


MONIES COLLECTED:

DECEMBER, 2019

Health Office	\$	72,925.00
Registrar of Vital Statistics	\$	9,296.00
Community Nursing Service	\$	-
Emergency Medical Service	\$	331,338.37
TOTAL	\$	413,559.37

COMMENTS:

Submitted by:



Macleod Carré
Health Director

Copies to:

- Mayor
- City Council
- Business Administrator
- Comptroller
- City Clerk (2)

REGISTRAR OF VITAL STATISTICS

DECEMBER, 2019

Births Recorded	<u>140</u>	Burial Permits Issued	<u> </u>
Marriages Recorded	<u>22</u>	Marriage Licenses & Application	<u>22</u>
Deaths Recorded	<u>75</u>	Free Issues (by order of State Dept. Document REG D-#3 Page 35, titled "Births & Deaths)	<u>1</u>
Civil Unions Recorded	<u>0</u>		
Certified Birth Certificates Issued	<u>316</u>	Corrections Filed With State Registrar's Office	<u>8</u>
Certified Marriage Certificates Issued	<u>45</u>		
Certified Death Certificates Issued @ \$25	<u>52</u>		
Certified Death Certificates Issued @ \$2	<u>275</u>		
Certified Death Certificates Issued Free	<u>8</u>	(only if VA)	
Certified Copies of Civil Unions	<u>0</u>		

Summary of Services Performed
Within a Program Element
From Period 12/1/2019 To 12/31/2019

Record Selection Criteria: Program/Element 0000 - ZZZZ
Service Code 000 - 999
Activity Date 12/1/2019 - 12/31/2019
Employee ID EE0000003 - EE9999999

Program Element : 1600 RISK CLASS 1

Service Code	Description	Activity Hours	Travel Hours	No. of Times Performed
100	ROUTINE/INITIAL INSPECTION	1.8	0.0	2
101	INSPECTION- CONTINUED	0.7	0.0	1
102	FOLLOW-UP INSPECTION	0.5	0.0	1
130	PLAN REVIEW	2.0	0.0	1
Total Number of Hours for 1600 - RISK CLASS 1:		4.9	0.0	5

Program Element : 1602 RISK CLASS 2

Service Code	Description	Activity Hours	Travel Hours	No. of Times Performed
100	ROUTINE/INITIAL INSPECTION	25.0	0.0	12
101	INSPECTION- CONTINUED	0.7	0.0	1
102	FOLLOW-UP INSPECTION	1.3	0.0	3
104	STANDARD 9 INSPECTION FOR FDA STATS	1.6	0.0	4
106	REVIEW TEST RESULTS	0.5	0.0	1
119	FIRST REINSPECTION	5.6	0.0	5
134	ISSUE NOV	0.3	0.0	1
205	REPORT WRITTEN	0.8	0.0	2
901	TRAINING PROVIDED	1.4	0.0	1
903	PHONE CALL / EMAIL/ FAX	1.6	0.0	9
Total Number of Hours for 1602 - RISK CLASS 2:		38.7	0.0	39

Program Element : 1603 RISK CLASS 2 SCHOOLS

Service Code	Description	Activity Hours	Travel Hours	No. of Times Performed
102	FOLLOW-UP INSPECTION	0.3	0.0	1
Total Number of Hours for 1603 - RISK CLASS 2 SCHOOLS:		.3	0.0	1

Program Element : 1604 RISK CLASS 3A

Service Code	Description	Activity Hours	Travel Hours	No. of Times Performed
100	ROUTINE/INITIAL INSPECTION	15.5	0.0	13
102	FOLLOW-UP INSPECTION	1.6	0.0	5
104	STANDARD 9 INSPECTION FOR FDA STATS	5.3	0.0	8
105	PRE-OPENING INSPECTION	1.5	0.0	1
106	REVIEW TEST RESULTS	1.3	0.0	2
117	ATTEMPTED INSPECTION	0.3	0.0	1
119	FIRST REINSPECTION	5.8	0.0	4
125	COMPLAINT FOLLOW UP INSPECTION	0.7	0.0	1
130	PLAN REVIEW	0.5	0.0	1
205	REPORT WRITTEN	1.6	0.0	4
900	ADMINISTRATIVE	4.2	0.0	9
901	TRAINING PROVIDED	0.6	0.0	1
903	PHONE CALL / EMAIL/ FAX	0.6	0.0	2
Total Number of Hours for 1604 - RISK CLASS 3A:		39.2	0.0	52

Summary of Services Performed
 Within a Program Element
 From Period 12/1/2019 To 12/31/2019

Program Element : 1608 RISK CLASS 3B

Service Code	Description	Activity Hours	Travel Hours	No. of Times Performed
100	ROUTINE/INITIAL INSPECTION	1.3	0.0	1
104	STANDARD 9 INSPECTION FOR FDA STATS	2.3	0.0	2
119	FIRST REINSPECTION	2.8	0.0	2
900	ADMINISTRATIVE	0.7	0.0	1
903	PHONE CALL / EMAIL / FAX	0.7	0.0	2
Total Number of Hours for 1608 - RISK CLASS 3B:		7.6	0.0	8

Program Element : 1611 ASSIST IN INSPECTION

Service Code	Description	Activity Hours	Travel Hours	No. of Times Performed
118	ASSIST IN INSPECTION	5.8	0.0	4
Total Number of Hours for 1611 - ASSIST IN INSPECTION:		5.8	0.0	4

Program Element : 1612 SUPERMARKET RC2

Service Code	Description	Activity Hours	Travel Hours	No. of Times Performed
100	ROUTINE/INITIAL INSPECTION	1.4	0.0	1
102	FOLLOW-UP INSPECTION	0.5	0.0	1
Total Number of Hours for 1612 - SUPERMARKET RC2:		1.9	0.0	2

Program Element : 1614 SUPERMARKET RC3

Service Code	Description	Activity Hours	Travel Hours	No. of Times Performed
100	ROUTINE/INITIAL INSPECTION	1.8	0.0	1
102	FOLLOW-UP INSPECTION	0.6	0.0	1
104	STANDARD 9 INSPECTION FOR FDA STATS	0.7	0.0	1
Total Number of Hours for 1614 - SUPERMARKET RC3:		3.0	0.0	3

Program Element : 1618 MOBILE UNITS RC2

Service Code	Description	Activity Hours	Travel Hours	No. of Times Performed
117	ATTEMPTED INSPECTION	1.5	0.0	3
Total Number of Hours for 1618 - MOBILE UNITS RC2:		1.5	0.0	3

Program Element : 1641 FOODS (GENERAL)

Service Code	Description	Activity Hours	Travel Hours	No. of Times Performed
102	FOLLOW-UP INSPECTION	2.2	0.0	4
106	REVIEW TEST RESULTS	0.7	0.0	1
115	SAMPLE COLLECTION	0.7	0.0	2
124	COMPLAINT INSPECTION	3.2	0.0	6
131	DISASTER-FIRE	1.3	0.0	2
134	ISSUE NOV	0.4	0.0	1
900	ADMINISTRATIVE	0.8	0.0	3
903	PHONE CALL / EMAIL / FAX	1.3	0.0	5
Total Number of Hours for 1641 - FOODS (GENERAL):		10.3	0.0	24

Summary of Services Performed
 Within a Program Element
 From Period 12/1/2019 To 12/31/2019

Program Element : 1801 ANNUAL RECREATIONAL BATHING - POOLS

Service Code	Description	Activity Hours	Travel Hours	No. of Times Performed
100	ROUTINE/INITIAL INSPECTION	1.5	0.0	2
119	FIRST REINSPECTION	0.6	0.0	1
903	PHONE CALL / EMAIL / FAX	0.2	0.0	1
Total Number of Hours for 1801 - ANNUAL RECREATIONAL BATHING - POOLS:		2.3	0.0	4

Program Element : 1802 ANNUAL RECREATIONAL BATHING - SPA

Service Code	Description	Activity Hours	Travel Hours	No. of Times Performed
100	ROUTINE/INITIAL INSPECTION	0.3	0.0	1
119	FIRST REINSPECTION	0.6	0.0	1
Total Number of Hours for 1802 - ANNUAL RECREATIONAL BATHING - SPA:		.8	0.0	2

Program Element : 2003 BODY ART WITH PIERCING RENEWAL

Service Code	Description	Activity Hours	Travel Hours	No. of Times Performed
100	ROUTINE/INITIAL INSPECTION	3.0	0.0	1
101	INSPECTION- CONTINUED	1.1	0.0	1
901	TRAINING PROVIDED	1.1	0.0	1
903	PHONE CALL / EMAIL / FAX	0.3	0.0	1
Total Number of Hours for 2003 - BODY ART WITH PIERCING RENEWAL:		5.4	0.0	4

Program Element : 2412 ANIMAL BITES/EXPOSURES

Service Code	Description	Activity Hours	Travel Hours	No. of Times Performed
124	COMPLAINT INSPECTION	9.3	0.0	11
206	NEIGHBOR NOTIFICATION	1.3	0.0	1
900	ADMINISTRATIVE	3.4	0.0	7
901	TRAINING PROVIDED	1.0	0.0	1
903	PHONE CALL / EMAIL / FAX	4.1	0.0	11
915	SPECIMEN TRANSPORT	1.8	0.0	3
Total Number of Hours for 2412 - ANIMAL BITES/EXPOSURES:		20.8	0.0	34

Program Element : 2602 WELL PERMIT - REPLACEMENT

Service Code	Description	Activity Hours	Travel Hours	No. of Times Performed
100	ROUTINE/INITIAL INSPECTION	0.8	0.0	1
170	WELL- WITNESS INSTALLATION	0.2	0.0	1
Total Number of Hours for 2602 - WELL PERMIT - REPLACEMENT:		.9	0.0	2

Program Element : 2608 WELL- PWTA

Service Code	Description	Activity Hours	Travel Hours	No. of Times Performed
106	REVIEW TEST RESULTS	0.3	0.0	1
206	NEIGHBOR NOTIFICATION	2.0	0.0	2
Total Number of Hours for 2608 - WELL- PWTA:		2.3	0.0	3

Summary of Services Performed
 Within a Program Element
 From Period 12/1/2019 To 12/31/2019

Program Element : 3000 SEPTIC PERMIT - NEW

Service Code	Description	Activity Hours	Travel Hours	No. of Times Performed
130	PLAN REVIEW	2.0	0.0	1
141	FINAL SEPTIC INSPECTION	1.0	0.0	1
Total Number of Hours for 3000 - SEPTIC PERMIT - NEW:		3.0	0.0	2

Program Element : 3004 SEPTIC PERMIT - REPAIR MAJOR

Service Code	Description	Activity Hours	Travel Hours	No. of Times Performed
101	INSPECTION- CONTINUED	1.0	0.0	1
117	ATTEMPTED INSPECTION	1.0	0.0	1
130	PLAN REVIEW	5.3	0.0	5
140	EXCAVATION INSPECTION	5.3	0.0	6
141	FINAL SEPTIC INSPECTION	4.0	0.0	3
Total Number of Hours for 3004 - SEPTIC PERMIT - REPAIR MAJOR:		16.5	0.0	16

Program Element : 3006 SEPTIC INSTALLATION RE-INSPECTION

Service Code	Description	Activity Hours	Travel Hours	No. of Times Performed
901	TRAINING PROVIDED	1.0	0.0	1
Total Number of Hours for 3006 - SEPTIC INSTALLATION RE-INSPECTION:		1.0	0.0	1

Program Element : 3008 SEPTIC PLAN REVIEW - REVISION

Service Code	Description	Activity Hours	Travel Hours	No. of Times Performed
130	PLAN REVIEW	1.8	0.0	2
140	EXCAVATION INSPECTION	1.0	0.0	1
141	FINAL SEPTIC INSPECTION	1.0	0.0	1
Total Number of Hours for 3008 - SEPTIC PLAN REVIEW - REVISION:		3.8	0.0	4

Program Element : 3010 SEPTIC PERMIT - REPAIR MINOR

Service Code	Description	Activity Hours	Travel Hours	No. of Times Performed
130	PLAN REVIEW	1.0	0.0	2
Total Number of Hours for 3010 - SEPTIC PERMIT - REPAIR MINOR:		1.0	0.0	2

Program Element : 3012 SEPTIC REAL ESTATE REPORT

Service Code	Description	Activity Hours	Travel Hours	No. of Times Performed
130	PLAN REVIEW	9.4	0.0	9
Total Number of Hours for 3012 - SEPTIC REAL ESTATE REPORT:		9.4	0.0	9

Program Element : 3014 SEPTIC-GENERAL COMPLAINTS

Service Code	Description	Activity Hours	Travel Hours	No. of Times Performed
102	FOLLOW-UP INSPECTION	1.0	0.0	1
124	COMPLAINT INSPECTION	2.0	0.0	2
Total Number of Hours for 3014 - SEPTIC-GENERAL COMPLAINTS:		3.0	0.0	3

Summary of Services Performed
 Within a Program Element
 From Period 12/1/2019 To 12/31/2019

Program Element : 3400 LEAD INVESTIGATION

Service Code	Description	Activity Hours	Travel Hours	No. of Times Performed
900	ADMINISTRATIVE	3.0	0.0	1
Total Number of Hours for 3400 - LEAD INVESTIGATION:		3.0	0.0	1

Program Element : 3600 PUBLIC HEALTH NUISANCE

Service Code	Description	Activity Hours	Travel Hours	No. of Times Performed
102	FOLLOW-UP INSPECTION	2.2	0.0	3
121	THIRD REINSPECTION	0.8	0.0	1
124	COMPLAINT INSPECTION	2.0	0.0	4
134	ISSUE NOV	0.5	0.0	1
203	SPECIAL ASSIGNMENT/PROJECT	4.5	0.0	2
901	TRAINING PROVIDED	3.8	0.0	5
903	PHONE CALL / EMAIL / FAX	1.6	0.0	3
Total Number of Hours for 3600 - PUBLIC HEALTH NUISANCE:		15.3	0.0	19

Program Element : 9000 GENERAL ACTIONS

Service Code	Description	Activity Hours	Travel Hours	No. of Times Performed
900	ADMINISTRATIVE	1.3	0.0	1
901	TRAINING PROVIDED	5.0	0.0	2
914	TRAVEL - OTHER	8.0	0.0	2
916	MEETING/TRAINING CONFERENCE ATTENDANCE	9.0	0.0	1
Total Number of Hours for 9000 - GENERAL ACTIONS:		23.3	0.0	6

Program Element : 9004 FOOD SAFETY COURSE

Service Code	Description	Activity Hours	Travel Hours	No. of Times Performed
916	MEETING/TRAINING CONFERENCE ATTENDANCE	9.0	0.0	1
Total Number of Hours for 9004 - FOOD SAFETY COURSE:		9.0	0.0	1