

RESOLUTION NO. 2021- 291

A RESOLUTION AUTHORIZING THE PURCHASE OF ONE (1) 2022 MACK GRANITE GR64T TRUCK FROM GABRIELLI TRUCK SALES, 239 RIDGEFIELD TURNPIKE, RIDGEFIELD PARK, NJ, IN A TOTAL AMOUNT OF \$157,853.01, PURSUANT TO A NATIONAL COOPERATIVE CONTRACT AGREEMENT WITH SOURCEWELL, CONTRACT 060920-MAK.

WHEREAS, the City of Vineland Department of Public Works is in need of one (1) 2022 Mack Granite GR64T Truck; and

WHEREAS, the City of Vineland is a member of a National Cooperative Purchasing Agreement known as Sourcewell under member number 19409; and, Sourcewell is a national cooperative contract organization; and,

WHEREAS, Sourcewell, National Cooperative Purchasing Program has acted as lead agency and awarded Contract 060920-MAK, Category: Class 6 and Class 7 Medium Duty. Class 8 Heavy Duty Trucks. Specific information regarding the contract may be found on the Sourcewell website at www.sourecewell-mn.gov; and,

WHEREAS, N.J.S.A. 52:34-6.2 permits the City of Vineland to purchase one (1) 2022 Mack Granite GR64T Truck using the offered National Cooperative Contract without public bidding, subject to the submittal and acceptance of certain documentation by Gabrielli Truck Sales; and

WHEREAS, the City of Vineland intends under Sourcewell, under the Category: Class 6 and Class 7 Medium Duty. Class 8 Heavy Duty Trucks, to purchase from Gabrielli Truck Sales, 239 Ridgefield Turnpike, Ridgefield Park, NJ, one (1) 2022 Mack Granite GR64T Truck, in a total amount of \$157,853.01, as listed in the Quotation, made available through Sourcewell.

WHEREAS the Director of Public Works and the Qualified Purchasing Agent, with the concurrence of the Business Administrator, recommend the use of the National Cooperative Pricing through Sourcewell for this procurement;

WHEREAS, notice of the within purchase has been published on June 2, 2021, with a 10-day comment period as required by Local Finance Notice 2012-10 and;

WHEREAS, the City of Vineland Purchasing Agent has determined that the use of the offered National Cooperative Contract will result in cost savings after all factors, including charges for service, material and delivery have been considered and has verified that such equipment is not available through State Contract awarded by the Division of Purchase and Property in the New Jersey Department of the Treasury pursuant to N.J.S.A. 40A:11-12; and

CITY OF VINELAND, NJ

WHEREAS, the availability of funds for said purchase to be awarded herein have been certified by the Chief Financial Officer; and

WHEREAS, the City of Vineland has certified that this meets the statute and regulations governing the award of said contracts;

NOW, THEREFORE, BE IT RESOLVED BY THE COUNCIL OF THE CITY OF VINELAND, that the Purchasing Agent is authorized to prepare a purchase order to procure the one (1) 2022 Mack Granite GR64T Truck at a cost of \$157,853.01.

BE IT FURTHER RESOLVED that the purchase order shall contain a requirement that “the vendor shall maintain all documentation related to products, transactions or services under this contract for a period of five years from the date of final payment. Such records shall be made available to the New Jersey Office of the State Comptroller upon request”.

Adopted:

President of Council

ATTEST:

City Clerk

REQUEST FOR RESOLUTION
FOR COOPERATIVE CONTRACT AWARDS
UNDER 40A:11-12, N.J.A.C. 5:34-7.29 & LFN 2012-10
(REQUIRED FOR PURCHASES OVER \$17,500.00)



(DATE)

1. Goods or Services (detailed description): 1 2022 MACK GRANITE GR64T TRUCK FOR PUBLIC WORKS

2. Amount to be Awarded: \$ 157,853.01

- Encumber Total Award
 Encumber by Supplemental Release

3. Budgeted: By Ordinance No. _____
Or Grant: Title & Year _____

4. **Account Number to be Charged: C-04-00-600-2119-78010

5. Contract Period (if applicable): _____

6. Date to be Awarded: _____


7. Recommended Vendor and Address: GABRIELLI TRUCK SALES
239 RIDGEFIELD TURNPIKE
RIDGEFIELD PARK N.J 07886

8. Justification for Vendor Recommendation: (attach add'l information for Council review)


Type of Contract: State National Regional County

Vendor's Cooperative Contract # 060920-MAK

9. Evaluation Performed by: DON SCHULTZ

10. Approved by: James Hares


11. Attachments:
 Awarding Proposal
 Other: _____

- Send copies to:
Purchasing Department
Business Administration 

**If more than one account #, provide break down



NJ Locations:

2306 Route 130 North
Dayton, NJ 08810

80 Green Pond Road
Rockaway, NJ 07660

239 Ridgefield Turnpike
Ridgefield Park, NJ 07886

Buyer Information:

City of Vineland
Attn: Don Schultz
Fleet Maintenance

Date: 5/18/2021
Revision: Rev3
Contract: 060920-MAK

Comment or Special Instructions:

As per attached specifications

Prepared By:
Phone:


Colin Keim
862-266-3904

Description	Amount
2022 Mack Granite GR64T per attached specifications	\$ 129,385.00
Sourcewell Member Locally Added Items/Equipment These item included: Diesel Fuel, DEF Fluid, Dealer Prep & Detail Vehicle for Delivery, Inspections-Safety & Emissions, PTO-Transmission & Engine Parameter Settings-ECM Programming, Operator Training, and Sourcewell Allowable Body Equipment Fee/Upcharge of 5%	\$ 10,973.01
HA Dehart provided Equipment as per quote	\$ 17,495.00
Additional Options and Extended Warranties are available upon request	
Total	\$ 157,853.01

Approved By: _____

Date: _____

THANK YOU FOR THE OPPORTUNITY TO PROVIDE THIS PROPOSAL





March 31, 2021

To: Gabrielli
Attn: Colin
End User: Vineland DPW

Quote

Chassis Info: Tractor

Upfitting of Tractor for Vineland DPW

Hydraulic Wet Line

Hydraulic wet line to be furnished and installed on tractor

One (1) hot shift PTO/pump wet line kit. To include stainless steel hydraulic reservoir, filter, sight gauge and necessary plumbing for proper operations.

Lighting

Strobe Lights

Two (2) each L.E.D. strobe light mini bars to be installed on upper portion of Pro-Tech deluxe cab rack, one (1) left hand and one (1) right hand side on top of cab rack

Work Lights

Two (2) light accessory LED work light installed at rear of tractor on Pro-Tech cab rack

ProTech Deluxe Cab Rack

Part Number: ProTech deluxe cab rack, Part # 10-1003-592

Mount Kit: ProTech deluxe cab rack mounting kit, Part # 10-9401

Load Light Bracket: ProTech deluxe cab rack load light bracket weld on style-Part # 10-9000

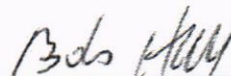
Strobe Light Bracket: ProTech deluxe cab rack strobe light bracket weld on style-Part # 10-4450

Light Assembly: ProTech deluxe cab rack light assembly oval S/T/T-Part # 10-4420

Poly Fenders

Fenders: Black poly fenders for tandem axle tractor, must have wheel size at time of ordering for full radius style fender

Cost: \$17,495.00

x 
Bob Hall, Vice President
609-870-6176



TECHNICAL SPECIFICATION

GRANITE 64FT

CUSTOMER/VEHICLE INFO		DESCRIPTION
S	CHASSIS (BASE MODEL)	GRANITE 64FT
S	ASSEMBLY PLANT	Made in Macungie, PA USA
	CUSTOMER FLEET SIZE	DEALER FLEET WITH LESS THAN 25 VEHICLES IN OWN FLEET OF ANY VEHICLE BRAND
	TYPE OF SERVICE	MUNICIPAL
S	WARRANTY REGISTRATION LOCATION	US - WARRANTY REGISTRATION LOCATION
S	INITIAL REGISTRATION LOCATION	ALL 50 STATES, CARB ENGINE EMISSION (US17 / US21 / ZERO EMISSION)
S	LANGUAGE-PUBS/DECAL/SIGNS	ENGLISH
S	ROAD CONDITION	WELL MAINTAINED SURFACED ROADS >95% DRIVING DISTANCE
	VEHICLE USE & BODY/TRAILER TYPE	LOW BOY MACHINERY TRAILER
	GROSS COMBINATION WEIGHT	120,000 LB (55 TONNES) GROSS COMBINATION WEIGHT
S	BRAKE REGULATION	BRAKE REGULATION, STOPPING DISTANCE 76M (250FT)
S	TOPOGRAPHY	GRADES <6% GREATER THAN 98% OF DRIVING DISTANCE MAX GRADE 16%
S	AMBIENT TEMP UPPER LIMIT (GTA)	AMBIENT TEMPERATURE HOT. WARMER THAN 104 F (40 C) ALLOWED UP TO 25 HOURS PER YEAR
S	TERRAIN GRADE	ON-OFF HIGHWAY, STARTING GRADES<18%
S	LOADING SURFACE	CONCRETE LOADING AND / OR UNLOADING SURFACE
S	VEHICLE VOCATION	CONSTRUCTION SERVICE
	SALES PROMOTION	SOURCEWELL SALES PROGRAM
ENGINE/TRANSMISSIONS		DESCRIPTION
	ENGINE PACKAGE, COMBUSTION	MP8-425M MACK 425HP @ 1500-1900 RPM (PEAK) 2100 RPM (GOV) 1560 LB-FT, US'21
S	GHG APPLICATION, VEHICLE	GREEN HOUSE GAS VOCATIONAL APPLICATION
	TRANSMISSION	4500 RDS 6 SP-ALLISON RUGGED DUTY SERIES GEN 5 W/PROGNOSTICS
S	GEARBOX 12TH GEAR LOCK-OUT	WITHOUT 12TH GEARBOX GEAR LOCK-OUT
EXHAUST/EMISSIONS		DESCRIPTION
S	CARB 2008 IDLE REGULATION	IDLE EMISSION CERTIFICATION, CARB (WITH DECAL LOCATED ON LOWER LH CORNER / DRIVER DOOR
S	DPF DIESEL PARTICULATE FILTER	CLEARTECH ONE BOX E.A.T.S. RH SIDE UNDER CAB US17 / US21

EXHAUST/EMISSIONS		DESCRIPTION
	CHASSIS MOUNTED EMISSIONS FINISH	BRIGHT FINISH DEF COVER & STAINLESS STEEL DPF COVER
S	DEF TANK	11.8 GALLON (45 L) 22" LEFT SIDE FRAME MOUNTED
	EXHAUST	SINGLE VERTICAL RIGHT SIDE CAB MOUNTED, LOWER VENTURI DIFFUSER, TURNED END
	EXHAUST STACK HEIGHT	9' 6" FROM GROUND
	EXHAUST SYSTEM MATERIAL FINISH	SINGLE, BRIGHT FINISH HEAT SHIELD AND SCR COVER (IF EQUIPPED)
	EMISSION ON BOARD DIAG CONTROL	EMISSION OBD, DISPLAY ONLY, USA2021

ENGINE EQUIPMENT		DESCRIPTION
S	AIR CLEANER	UNDER HOOD SINGLE ELEMENT DRY TYPE W/AIR INTAKE FROM BOTH SIDES OF HOOD
S	BUG SCREEN	BLACK ALUMINUM BUG SCREEN MOUNTED BEHIND GRILLE, WITHOUT WINTER FRONT COVER
S	AIR COMPRESSOR/DRYER	WABCO AIR DR SS-HP AIR DRYER W/ WABCO 318 (18.7 CFM) AIR COMPRESSOR
S	AIR DRYER POSITION (CA)	AIR DRYER POSITION STANDARD
	ALTERNATOR	DELCO 12V 160A (24SI) BRUSH-TYPE
	BATTERIES	(3) MACK 12V 730/2190 CCA THREADED STUD
S	BATTERY BOX - MOUNTING	LH RAIL UNDER CAB FORWARD OF FUEL TANK (3 BATTERY MAX)
	BATTERY BOX COVER	POLISHED ALUMINUM
	EMERGENCY START CONNECTIONS	EMERGENCY START STUDS, BATTERY BOX MOUNTED
	BATTERY DISCONNECT SWITCH	FLAMING RIVER BIG SWITCH WIRED TO POSITIVE SIDE
S	STARTER MOTOR	12 VOLT DELCO 39MT-MXT
	ENGINE BRAKE	MACK MP8 POWERLEASH
S	FAN DRIVE	BEHR FAN AND ELECTRONIC MODULATING VISCOUS FAN DRIVE
S	COOLANT PROTECTION	ETHYLENE GLYCOL FULLY FORMULATED COOLANT (50/50 MIX DYED PINK) TO -34DEG, W/ FILTER
	RADIATOR TYPE	RADIATOR, CORE AREA W/O FEPTO 1345sq in (86sq dm), CORE AREA W/ FEPTO 1296sq in (83sq dm)
	HOSES - RADIATOR/HEATER	MACK EPDM RADIATOR & HEATER HOSES, W/BREEZE CONSTANT TORQUE CLAMPS ON ALL COOLANT LINES
S	FUEL-WATER SEPARATOR	MACK W/MANUAL DRAIN VALVE W/ HOT RECIRCULATION (INTEGRAL W/ PRIMARY FUEL FILTER)
S	PRIMARY FUEL FILTER POSITION (CA)	STANDARD FUEL FILTER POSITION
	ENGINE HEATERS	120v 1500w BLOCK HEATER ONLY (120V-15A PLUG)
	OIL PAN	CORROSION RESISTANT OIL PAN
	TETHER DEV PKG, CAPS & COVERS	CAP RETAINER FOR OIL FILL & RADIATOR OVERFLOW TANK, BATTERY BOX, AND TOOL BOX (IF FURNISHED)
S	ENGINE STOP, EMERGENCY (CA)	WITHOUT ENGINE STOP, EMERGENCY

CLUTCH/TRANS EQUIPMENT		DESCRIPTION
	GEAR SHIFTER	ALLISON DASH MOUNTED SHIFTER W/NEUTRAL TO RANGE INHIBIT (HD SERIES)
S	CLUTCH ACTUATION SYSTEM & PEDAL PAD	WITHOUT CLUTCH CABLE SYSTEM
	DRIVELINE - MAIN	MERITOR 18 MXL "XTENDED LUBE" (PROPS-L)
	DRIVELINE - INTERAXLE	MERITOR 17 MXL "XTENDED LUBE"
	PROPELLR SHAFT MAIN, UNVSL JNT	UNIVERSAL JOINT HALF-ROUND TYPE
S	PROP SHAFT INTERAXL UNIV JOINT	HALF-ROUND UNIVERSAL JOINT
S	TRANSMISSION OUTPUT TORQUE	TRANSMISSION OUTPUT TORQUE BASIC
S	BELL HOUSING	ALUMINUM
	LUBRICANTS, TRANSMISSION	TRANSYND SYNTHETIC LUBE FOR ALLISON TRANS
	TRANSMISSION OIL COOLER	ALLISON TRANS. W/DIRECT MOUNT COOLER & SS COOLANT TUBES

TECHNICAL SPECIFICATION *(cont.)*



FRONT AXLE EQUIPMENT		DESCRIPTION
	FRONT AXLE	18000# (8200 KG) MACK FXL18 (WIDE PIVOT CENTER) STRAIGHT SPINDLE/UNITIZED BEARINGS
	SPRINGS - FRONT	MACK MULTILEAF 18000# (8200 KG) GROUND LOAD RATING, EQUAL BIAS
	FRONT AXLE BRAKES	MERITOR EX+ AIR DISC BRAKES 430MM (17") L-TYPE
	BRAKE, FRONT	FRONT BRAKE DISC LIGHTWEIGHT
	FRONT AXLE BRAKE DUST SHIELD	DUST SHIELDS FOR FRONT AXLE
	FRONT BRAKE ADJ. MANUFACTURE	AUTOMATIC FOR AIR DISC BRAKES
	FRONT BRAKE CHAMBER MFG.	FRONT BRAKE CHAMBER MANUFACTURER, WABCO
	HUB MATERIAL, FRONT	BASIC HUB UNITIZED IRON, FRONT
S	SHOCK ABSORBER, FRONT	DOUBLE ACTING TYPE
S	STEERING	SHEPPARD SD110
S	LUBRICANTS, FRONT AXLE	PETROLEUM/SYNTHETIC (50/50) OIL FRONT AXLE

REAR AXLE EQUIPMENT		DESCRIPTION
	REAR AXLES - TANDEM	46000# (20900kg) MERITOR RT46-164EH
S	REAR AXLE CASING WIDTH	W/O WIDE TRACK AXLE
	CARRIER - REAR AXLE	VENDOR CARRIER
	REAR AXLE RATIO	5.38 RATIO
	REAR SUSPENSION - TANDEM	PAX 46 HIGH STABILITY HENDRICKSON PRIMAXX AIR (VENDOR AXLES ONLY)
	BOGIE SPREAD, REAR	52" AXLE SPACING (BOGIE WHEELBASE)
	SUSPENSION LEVELLING DEVICE	ELECTRICAL REGULATION LEVELING DEVICE
	AIR SUSPENSION DUMP WARNING	AIR SUSPENSION DUMP, SPEED LIMITED, WARNING INDICATOR & BUZZER
	REAR SHOCK ABSORBER	REAR SHOCK ABSORBER
	TRANSVERSE TORQUE RODS, R SUSP	TRANSVERSE TORQUE ROD - ALL AXLES
S	AUX.SPRING BRAKE QTY	AUX SPRING BRAKE QTY, 4 CHAMBERS
	BRAKES - REAR	MERITOR EX+ AIR DISC BRAKES, 430MM (17") - L TYPE (Total for QTY = 2)
	BRAKE, DRIVE, REAR	BRAKE DRIVE, REAR, DISC LIGHTWEIGHT
	REAR BRAKE ADJ MANUFACTURE	AUTOMATIC SLACK ADJUSTERS FOR REAR AIR DISC BRAKES (Total for QTY = 2)
	DRIVE AXLE BRAKE DUST SHIELD	DUST SHIELDS FOR REAR AXLE
	REAR BRAKE CHAMBER SIZE	REAR SPRING BRAKE CHAMBERS 24/24 TYPE
	REAR BRAKE CHAMBER	WABCO BRAKE CHAMBERS VENDOR (Total for QTY = 2)
	HUB MATERIAL, DRIVE	ALUMINUM PRESET REAR HUB W/INTEGRATED SPINDLE NUT
S	POWER DIVIDER LOCKOUT	POWER DIVIDER LOCKOUT, W/BUZZER & LIGHT
S	LUBRICANTS, REAR AXLE(S)	FACTORY OPTION LUBE - REAR AXLE
	TRACTION DIFFERENTIAL	DRIVER CONTROLLED INTER WHEEL DIFFERENTIAL LOCK ALL RR AXLES, MANUAL AIR VALVE W/WARNING LIGHT.
S	ANTILOCK BRAKE SYSTEM	MACK ROAD STABILITY ADVANTAGE BENDIX ABS/ATC/ESP W/YAW CONTROL 4S4M
S	BRAKE VALVE VERSION	BENDIX SWITCHES AND VALVES WHERE POSSIBLE
	TRACTION CONTROL DISABLE	AUTOMATIC TRACTION CONTROL (ATC) FULL DISABLE SWITCH
S	SPRING BRAKE INVERSION VALVE	TRACTOR SPRING BRAKE INVERSION VALVE

FRAME EQUIPMENT/FUEL TANKS		DESCRIPTION
	WHEELBASE	180"
	AF (OVERHANG)	56"
	FRAME RAILS & LINERS	8 x 90 x 300mm - (0.31" x 3.54" x 11.81")W/ Full Liner; RBM 3,230,000 LB-IN
S	FRONT FRAME EXT. (BOLTED ON)	6" BOLT ON FRAME EXTENSION

FRAME EQUIPMENT/FUEL TANKS		DESCRIPTION
S	FRONT FRAME LENGTH	FRONT FRAME LENGTH 725MM
	CROSSMEMBERS	BOC AND INTERMEDIATE CROSSMEMBERS, HD I-BEAM
	REAR CROSSMEMBER OPTIONS	TAPERED CLOSING CROSSMEMBER FOR 13.6T (30,000 LBS) GTW PINTLE HOOK
	REAR FRAME TREATMENT	TAPERED AND FLANGED RAIL ENDS (28 deg.)
	MUDFLAP HANGERS, REAR AXLE	BETTS B87 SERIES WITH CONSPICUITY FEATURE (FMVSS 108)
	MUDFLAP TYPE, REAR AXLE	BLACK POLYETHYLENE WITH WHITE "MACK" LETTERS
S	FRONT BUMPER	EXTENDED-SWEPT BACK-STEEL
S	TOWING DEVICE, FRONT	HOOKS
S	FUEL LEVEL SENDER UNIT, LIQUID	BASIC FUEL LEVEL SENDER MOUNTED ON L.H TANK
S	FUEL TANK - LH	66 GALLON (250 L) 22" ALUMINUM D-SHAPE
S	FUEL TANK - RH	W/O RH FUEL TANK
S	FUEL FILLER NECK OPTIONS	WITHOUT FILLER NECK SCREEN, WITH NON-LOCKABLE FUEL TANK CAP
	FUEL LINE OPTIONS, LIQUID	W/O FUEL LINE OPTION
S	CAB INSTEP VERSION	STANDARD 2 STEP CAB ACCESS
	STEPS (BRIGHT) - FUEL TANK	STANDARD FINISH STEPS AND BRIGHT FINISH STRAPS

AIR/BRAKE		DESCRIPTION
	AIRTANK DRAIN VALVE	AUTO DRAIN VALVE, HEATED ON SUPPLY TANK, MANUAL (PETCOCK) ON ALL OTHER TANKS
	AIRTANK MATERIAL	ALUMINUM, PAINTED
S	RELOCATE AIR RESERVOIRS	W/O RELOCATED AIR TANKS
	PARK BRAKE ALARM	ALARM TO SOUND WHEN DRIVER DOOR OPENED & PARKING BRAKE NOT ON
S	PARKING BRAKE VALVE	TWO (2) VALVE DUAL BRAKE SYSTEM - TRAILER SUPPLY AND TRACTOR-TRAILER PARK

ELECTRICAL		DESCRIPTION
	BACK-UP ALARM	ECCO BACK-UP ALARM 575 CONSTANT SOUND LEVEL 107 dB
	DASH MOUNTED SWITCHES	TWO (2) EXTRA DASH MOUNTED ILLUMINATED SWITCHES
S	ROOF & SIDE MARKER LIGHTS	(5) TRUCKLITE CHROME BULLET ROOF MARKER & STANDARD MARKER / DIRECTIONAL SIGNAL
S	DAYTIME RUNNING LIGHTS	W/OVERRIDE SWITCH, PARK BRAKE & ENGINE RUNNING ACTIVATED
S	DRL OVERRIDE SPEED THRESHOLD	DRL OVERRIDE SPEED THRESHOLD 8 KMPH (5 MPH)
	TAIL LAMPS	LED TYPE TAIL LAMP MODULE MTD BELOW REAR CROSSMEMBER
	WORK LIGHTS - CHASSIS MOUNTED	RH/LH LED WORK LIGHT (STEPS & GROUND) ON BOTH SIDES TRUCK

TRAILER CONNECTIONS		DESCRIPTION
	FIFTH WHEEL	AIR - HOLLAND FW35 ILS SERIES, LH RELEASE (AVAIL: 6.81",7.80",8.82",9.80")
S	5TH WHEEL MOUNTING BRACKETS	SLIDING 5TH WHEEL MTG, 24" TRAVEL
S	FIFTH WHEEL ANGLE MATERIAL	STEEL FIFTH WHEEL ANGLES
S	5TH WHEEL ANGLE THICKNESS	5TH WHEEL ANGLE, 10MM THICKNESS
	5TH WHEEL OFFSET	50" BOGIESPREAD = -1" OFFSET, 52" BS = 0", 54" BS = 1", 55" BS = 1.5", 4x2 = - 26"
	GROUND TO 5TH WHEEL TOP HGT.	1232MM (48.5") GROUND TO 5TH WHEEL TOP HEIGHT
	FIFTH WHEEL LEG-HEIGHT (KAX Result)	173MM (6.81"), FIFTH WHEEL LEG-HEIGHT (SELECTED BY KAX)
S	TRAILER BRAKE VALVE	HAND CONTROL VALVE FOR TRAILER BRAKES W/ AIR CONNECTIONS OR SERVICE BRAKES W/O AIR CONNECTIONS
S	TRAILER CONNECTION POSITION	TRAILER AIR BRAKE CONNECTIONS, BACK OF CAB
S	TRAILER BRAKE HOSEHANGER	HOSE TENDER, POGO STICK (CHASSIS MOUNTED)

TECHNICAL SPECIFICATION *(cont.)*



TRAILER CONNECTIONS		DESCRIPTION
S	TRAILER ELECTRICAL RECEPT	SINGLE, 7 PINS STD SAE TYPE, BACK OF CAB
	TRAILER BRAKE HOSES & CABLES	TRAILER AIR HOSES (12' COILED TYPE)
	TRAILER ELECTRICAL CABLE CONFIG	TRAILER ELECTRICAL CORD (12' COILED TYPE)
S	TRAILER CONNECTORS HOLDER	ELECTRICAL PLUG HOLDER (INCLUDES GLAD HAND STORAGE)

PTO		DESCRIPTION
	POWER TAKE OFF CONTROL	TRANSMISSION PTO SWITCH AND LIGHT WITH WIRING AND PIPING FOR LOCAL INSTALLATION
S	PTO TRANS NEUTRAL CONTRL CHECK	W/O NEUTRAL CONTROL
	BODY BUILDER INTERFACE	BODY LINK III W/CAB PASS-THRU

SPECIALTY EQUIPMENT		DESCRIPTION
S	LANE SUPPORT SYSTEM (LSS)	WITHOUT LANE SUPPORT SYSTEM
S	DATA CAPTURE	WITHOUT DATA CAPTURE
S	CAMERA, SURVEILLANCE	WITHOUT CAMERA

CAB INTERIOR (A THRU G)		DESCRIPTION
S	GAUGES - UNIT OF MEASURE	U.S. UNITS (PREDOMINANT)
	GAUGE - PACKAGE, SECONDARY	2ND GA PKG W/ENG OIL TEMP, TRANS OIL TEMP, PYRO, BOOST PRESS
	GAUGE - REAR AXLE OIL TEMP	REAR AXLE OIL TEMP GAUGE IN DID (DRIVER INFORMATION DISPLAY)
	AUXILIARY PNEUMATIC OUTLET CAB	AUX. INCAB PNEUMATIC LINE CLEANOUT
S	AIR CONDITIONING/HEATER	BLEND AIR HVAC W/"ATC" TEMP REGULATION
S	DOME LAMP, INTERIOR	(4) DOME LAMPS - DOOR AND SWITCH ACTIVATED
	DASH INDICATOR - LAMP BODY OUT OF POS	DASH MTD, INDICATOR BODY/HOIST UP "BODYBUILDER LAMP"
	FIRE EXTINGUISHER	5LB (ABC RATED/AMEREX) MOUNTED BETWEEN LH SEAT BASE AND DOOR WITH VALVE AIMED REARWARD
S	CARBON MONOXIDE DETECTION SYS	WITHOUT CARBON MONOXIDE DETECTION SYSTEM
S	FLOOR COVERING	POLYURETHANE FLOOR MAT WITHOUT REMOVABLE INSERTS

CAB INTERIOR (H THRU R)		DESCRIPTION
S	INSTMNT CLUSTER LANGUAGE	DEFAULT: ENGLISH, SPANISH, FRENCH
S	KEY TYPES FOR DOORS	ALL CHASSIS KEYED AT RANDOM
S	DOOR OPENING OPTIONS	W/O ELECTRONIC KEYLESS ENTRY
S	FORWARD OVERHEAD STORAGE	(2) STORAGE COMPARTMENTS AND NET RETAINERS W/CENTER MOUNTING FOR CB PROVISIONS
S	AUDIO ACCOMMODATION	PREMIUM STEREO, AM/FM, MP3, WEATHER BAND, BLUETOOTH
S	ANTENNA - RADIO	RADIO ANTENNA, CAB MOUNTED BEHIND LH DOOR
S	AUDIO SHUTOFF	AUTO SHUTOFF FOR RADIO ENTERTAINMENT SYSTEM WHEN VEHICLE IS ENGAGED IN REVERSE
S	POWER LEADS	POWER LEADS (5-WAY BINDING POSTS FOR CB RADIO) IN HEADER CONSOLE
S	AUDIO SPEAKER LOCATION	SPEAKER LOCATION, IN DOORS, MIDDLE HIGH SIDE PANEL
S	COM.RADIO PREP KIT (CB)	CB RADIO MOUNTING REINFORCEMENT IN HEADER CONSOLE
S	AUXILIARY REAR WINDOW	REAR WINDOW (FIXED TYPE)
S	REAR WALL STORAGE COMPARTMENT	STORAGE POUCH REAR
	REFLECTOR KIT	EMERGENCY REFLECTOR KIT MOUNTED PARALLEL & CENTERED AGAINST BOC

CAB INTERIOR (S THRU Z)		DESCRIPTION
S	INTERIOR TRIM LEVELS	STANDARD PACKAGE, STEEL GRAY (Package 11A)
S	SEAT - DRIVER'S	MACK-AIR, HIGH BACK, 1 CHAMBER AIR LUMBAR
S	SEAT COVERING - DRIVER'S	DRIVER'S SEAT - STEEL GREY VINYL
	SEAT - PASSENGER'S	MACK-AIR, HIGH BACK, 1 CHAMBER AIR LUMBAR
S	SEAT COVERING - PASSENGER'S	PASSENGER'S SEAT - STEEL GREY VINYL
	SEAT ARMREST	INBOARD MOUNTED ARM REST, DRIVER'S SEAT ONLY
S	SEAT BELT(S)	LAP & SHOULDER (BOTH SEATS) CAB MOUNTED SHOULDER BELT ADJUSTMENT (NOT AVAIL W/EXTENDED RIDER SEAT)
S	IGNITION TYPE	KEY TYPE
	STEERING WHEEL	2 SPOKE URETHANE GRIP, SATIN ALUMINUM SPOKES, WITH SWITCHES
S	WINDSHIELD TYPE	TWO PIECE WINDSHIELD
S	CAB GLASS	TINTED WINDSHIELD & SIDE WINDOWS & REAR WINDOW (IF EQUIPPED)
S	WASHER RESERVOIR POSITION	W/O WINDSHIELD WASHER OPTION
S	WINDSHIELD WIPERS	2 SPEED ELECTRIC MOTOR W/INTERMITTENT FEATURE

CAB EXTERIOR		DESCRIPTION
	AIR INTAKE GRILL / HOOD LATCH - FINISH	BRIGHT AIR INTAKE WITH BLACK HOOD LATCHES
	GRILLE	BRIGHT FINISH GRILLE W/O SURROUND RADIATOR MOUNTED
	PASSENGER SIDE VISIBILITY OPTIONS	AUXILIARY WINDOW IN RH DOOR WITH SIDE CLOSE VIEW MIRROR
	GRAB HANDLES	BF EXTERIOR CAB GRAB HANDLES, BLACK GRAB HANDLE RH INTERIOR WINDSHIELD POST
	HOOD HATCH	WITH INSPECTION HATCH FOR SNOWPLOW HOOD
	HORN - AIR	(2) MACK RECTANGULAR SINGLE TRUMPET, BRIGHT FINISH ALUMINUM W/SNOW SHIELDS
S	HORN - ELECTRICAL	SINGLE TONE
	MIRRORS - EXTERIOR	AERODYNAMIC MOTO MIRROR PACKAGE: RH/LH MOTORIZED & HEATED
	MIRRORS - CONVEX TYPE CAB DOORS	BRIGHT FINISH, LH & RH, 8" DIAMETER HEATED CONVEX
	MIRROR - CONVEX HOOD & FENDER	8" ROUND BF FENDER MTD W/SS BRACKETS & ADJ. ARMS R.H. & L.H. (Same as 15H2001)
	SUN VISOR - EXTERIOR	SUN VISOR, EXTERIOR, FIBERGLASS (PAINTED)

AERODYNAMIC DEVICES		DESCRIPTION
S	CAB AERODYNAMIC PACKAGES	WITHOUT CAB AERODYNAMIC DEVICES
S	FRONT CHASSIS AERODYNAMIC PACKAGE	WITHOUT FRONT AERODYNAMIC FAIRINGS

WHEELS & TIRES		DESCRIPTION
	TIRES BRAND/TYPE - FRONT	315/80R22.5 L CONTINENTAL HAU3 WT (20000 lbs) (Total for QTY = 2)
	GHG STEER TIRE CATEGORY (PAWS)	ADVANCED LOW ROLLING RESISTANCE, BEST FUEL ECONOMY
	WHEELS - FRONT	22.5x9.00 ACCURIDE WHITE POWDER COATED STEEL, 5.25" OFFSET, 5 HAND HOLE (Total for QTY = 2)
	TIRES BRAND/TYPE - REAR	295/75R22.5 H CONTINENTAL HDL2 (24020 lbs) (DRIVE ONLY) (Total for QTY = 8)
S	GHG DRIVE TIRE CATEGORY (PAWS)	ADVANCED LOW ROLLING RESISTANCE, BEST FUEL ECONOMY
S	WHEELS - REAR	22.5x8.25 ACCURIDE ACCU-LITE WHITE POWDER COAT STEEL, 6.60" OFFSET, 5 HAND HOLE (Total for QTY = 8)
S	DRIVE WHEEL STUDS	DRIVE WHEEL STUDS LONGER LENGTH
S	TIRE INFLATION VALVE	STANDARD VALVE STEMS AND CAPS
S	FRONT HUB/WHEEL TRIM	WITHOUT FRONT HUB/WHEEL TRIM
S	REAR HUB/WHEEL TRIM	WITHOUT REAR HUB/WHEEL TRIM (Total for QTY = 2)

WHEELS & TIRES		DESCRIPTION
	AUXILIARY HUB/WHEEL TRIM	WITHOUT AUXILIARY HUB/WHEEL TRIM
	HUB/WHEEL ISOLATOR FRONT	PROTECTIVE NYLON SPACER BETWEEN DISCS WHEEL TO DRUM
	HUB/WHEEL ISOLATOR DRIVE	PROTECTIVE NYLON SPACER BETWEEN DISCS & WHEEL TO DRUM
S	WHEEL NUT & FINISH, FRONT	WHEEL NUT BASIC FINISH, FRONT
S	WHEEL NUT FINISH, REAR (CA)	WHEEL NUT BASIC FINISH, REAR

COMMUNICATION SYSTEMS		DESCRIPTION
S	CO-PILOT - DISPLAY FEATURES ACCESS LEVEL	CO-PILOT DISPLAY, DRIVER ACCESS LEVEL 1
S	TELEMATIC GATEWAY	TELEMATICS GATEWAY, 4G/LTE AND WLAN SYSTEM WITH DIAGNOSTIC SERVICES
S	SOFTWARE DOWNLOAD NOTIFICATION	SOFTWARE DOWNLOAD NOTIFICATION TO DRIVER, POPUP & ICON

ENGINE ELECTRONICS		DESCRIPTION
S	OIL PRESSURE, ENGINE SHUTDOWN	OIL PRESSURE, ENGINE SHUTDOWN
S	COOLANT TEMP, ENGINE SHUTDOWN	COOLANT TEMP, ENGINE SHUTDOWN
S	ENGINE PROTECTION SYSTEM	ENGINE PROTECTION (SHUTDOWN)
	ENG FAN CNTL, A/C ON, TIME SET	ENG FAN CONTROL, A/C ON, TIME SETTING, 60 SEC
S	ENGINE IDLE CONTROL	IDLE CONTROL, 650 RPM
S	SMART IDLE ELEVATED IDLE RPM TIME	INCREASE 10 MINUTE MAXIMUM TIME
S	IDLE S/D ABS TAMPER CHECK	IDLE SHUTDOWN ABS TAMPER CHECK, ENABLED
S	IDLE S/D WARNING TIME	30 SEC IDLE S/D WARNING TIME
S	IDLE S/D IF WARM-UP TEMP	38C DEG (100F), WARM UP TEMP DELAY
S	IDLE S/D WARM-UP TIMER	5 MIN. WARM UP TIME DELAY
S	IDLE S/D IF PTO ACTIVE	ENGINE IDLE SHUTDOWN TIME OVERRIDDEN IF PTO ACTIVE
S	IDLE SHUTDOWN IF POWER > LIMIT	ENG IDLE SHUTDOWN TIME OVERRIDDEN IF TORQUE > THAN LIMIT
S	IDLE S/D OVERRIDE %ENGINE LOAD	IDLE SHUTDOWN OVERRIDE UPTO 20% ENGINE LOAD THRESHOLD
S	AMBIENT TEMP MIN TRESHOLD	AMBIENT TEMP MIN TRESHOLD, 16 DEG C, (60 DEG F)
S	AMBIENT TEMP MAX TRESHOLD	AMBIENT TEMP MAX TRESHOLD, 27 DEG C, (80 DEG F)
S	EL HD THROTTLE,MAX ROAD SPEED	ELECTRONIC HAND THROTTLE, MAX ROAD SPEED, 16 KM/H (10 MPH)
S	EL HAND THROTTLE,MAX ENG SPEED	ELECTRONIC HAND THROTTLE, MAX ENGINE SPEED, 1000 RPM
S	EL HAND THROTTLE,MIN ENG SPEED	ELECTRONIC HAND THROTTLE, MIN ENGINE SPEED, 700 RPM
S	EL HD THROTTLE,SPEED RAMP RATE	ELECTRONIC HAND THROTTLE, SPEED RAMP RATE, 100 RPM/SEC

TRANSMISSION ELECTRONICS		DESCRIPTION
	TRANSMISSION ELECTRONICS PACKAGE	DUMP/VOCATIONAL(223) - REQUIRES SERVICE BRAKE TO ENGAGE GEAR
	TRANSM AUTO NEUTRAL ON P-BRAKE	ALLISON PARK BRAKE AUTO NEUTRAL-ALLOWS THE DRIVER TO ENGAGE GEAR PRIOR TO DISENGAGING THE PARK BRAKE
S	TRANSMISSION ELECTRONIC SHIFTING PROPERTIES	W/O ALLISON FUELSENSE 2.0 PROGRAMMING

VEHICLE ELECTRONICS		DESCRIPTION
S	ROAD SPEED LIMITER SETTING	105 KM/H ROAD SPEED LIMITER(65 MPH)
S	PEDAL RSL SETTING	101 KM/H PEDAL ROAD SPEED LIMITER (63MPH)
S	CRUISE CONTROL	CRUISE CONTROL
S	CRUISE CONTROL, MAX SPEED	MAX CRUISE, 105 KPH (65 MPH)
S	CRUISE CONTROL MIN SPEED	MIN CRUISE, 32 KPH (20 MPH)

VEHICLE ELECTRONICS		DESCRIPTION
S	ENG BRK ENGAGE IN CRUISE	ENG BRK ENGAGE IN CRUISE, 3 MPH, ABOVE SET SPEED
S	PDLO ENGAGED VLS	POWER DIVIDER LOCK OUT (PDLO) ROAD SPEED LIMIT 8KMH (5MPH)
S	MAXIMUM ENG SPEED AT 0 MPH	1000 MAXIMUM ENGINE SPEED AT 0 MPH
S	DETECTION SPEED SENSR TMPRNG	DETECTION OF SPEED SENSOR TAMPERING, ENABLE
S	ENG TORQUE LIMIT,SPEED SENSOR	ENG TORQUE LIMITED TO 50%, IF SPEED SENSOR TAMPER DETECTED
S	DRIVER ID FUNCTION	DRIVER ID FUNCTION, DISABLED
S	DR PERFORMANCE PARAMETERS	WITHOUT DRIVER PERFORMANCE PARAMETERS
S	ENGINE OVERSPEED,ALL COND, LOG	ENGINE OVERSPEED, ALL CONDITIONS, TIME LOG IF ABOVE 2200 RPM
S	ENGINE OVERSPEED,FUELED, LOG	ENGINE OVERSPEED, FUELED, TIME LOG IF ABOVE 2100 RPM
S	VEHICLE OVERSPEED,ALL COND,LOG	VEHICLE OVERSPEED,ALL COND, TIME LOG IF ABOVE 75MPH (121KMH)
S	VEHICLE OVERSPEED, FUELED, LOG	VEHICLE OVERSPEED, FUELED, TIME LOG IF ABOVE 70MPH (113KMH)
S	ENGINE IDLE DELAY TO LOG	ENGINE IDLE DELAY TO START LOG, 2 MIN
S	PERIODIC TRIP LOG DAY OF MONTH	PERIODIC TRIP LOG, DAY 1 OF THE MONTH

PTO ELECTRONICS		DESCRIPTION
S	PTO1 SINGLE SPEED CONTROL RPM.	PTO 1ST, SINGLE SPEED SETTING, 1000 RPM
S	PTO 1ST, MAX ROAD SPEED	1ST PTO, MAX ROAD SPEED, 10 MPH (16 KPH)
S	PTO 1ST, SPEED RAMP RATE	PTO 1ST, SPEED RAMP RATE 100 RPM/SEC
S	PTO 1ST, MAX ENGINE SPEED	PTO 1ST, MAX ENGINE SPEED, 2100 RPM
S	PTO 1ST, ROAD SPEED LIMIT	PTO 1ST, ROAD SPEED LIMIT, 97 KMH (60 MPH)
S	PTO 1ST, MINIMUM ENGINE SPEED	PTO 1ST, MINIMUM ENGINE SPEED, 600 RPM
S	PTO 2ND, SINGLE SPEED SETTING	PTO 2ND, SINGLE SPEED SETTING, 1000 RPM
S	PTO 2ND, MAX ROAD SPEED	2ND PTO, MAX ROAD SPEED, 10 MPH (16 KPH)
S	PTO 2ND, SPEED RAMP RATE	PTO 2ND, SPEED RAMP RATE 100 RPM/SEC
S	PTO 2ND, MAX ENGINE SPEED	PTO 2ND, MAX ENGINE SPEED, 2100 RPM
S	PTO 2ND, ROAD SPEED LIMIT	PTO 2ND, ROAD SPEED LIMIT, 97 KMH (60 MPH)
S	PTO 2ND, MINIMUM ENGINE SPEED	PTO 2ND, MINIMUM ENGINE SPEED, 600 RPM

PAINT		DESCRIPTION
S	PAINT DESIGN	SINGLE COLOR
S	PAINT TYPE	SOLID PAINT
S	PAINT COLOR - FIRST COLOR	MACK WHITE; P9188
S	PAINT COLOR - SECOND COLOR	NO SECOND TRUCK COLOR PROVIDED; NO COLOR
S	PAINT COLOR - THIRD COLOR	NO THIRD TRUCK COLOR PROVIDED; NO COLOR
S	PAINT - CAB PAINT SYSTEM	PAINT - CAB, URETHANE CLEAR COAT
S	CAB COLOR	SAME AS FIRST COLOR - CAB
S	HOOD COLOR	SAME AS FIRST COLOR - HOOD
S	SUN VISOR COLOR	SAME AS FIRST COLOR - SUN VISOR
S	SLEEPER ROOF COLOR	WITHOUT SLEEPER ROOF COLOR
S	ROOF FAIRING COLOR	WITHOUT ROOF FAIRING
S	CHASSIS RUNNING GEAR	MACK BLACK (URETHANE)
S	BUMPER	PAINT BUMPER SAME COLOR AS CHASSIS RUNNING GEAR
S	FUEL TANK - ***NO INVENTED VARIANTS ALLOWED in the FUEL TANK PAINT FAMILY***	W/O OPTIONAL FUEL TANK PAINT
S	HUBS & DRUMS-FRONT	SAME AS CHASSIS RUNNING GEAR

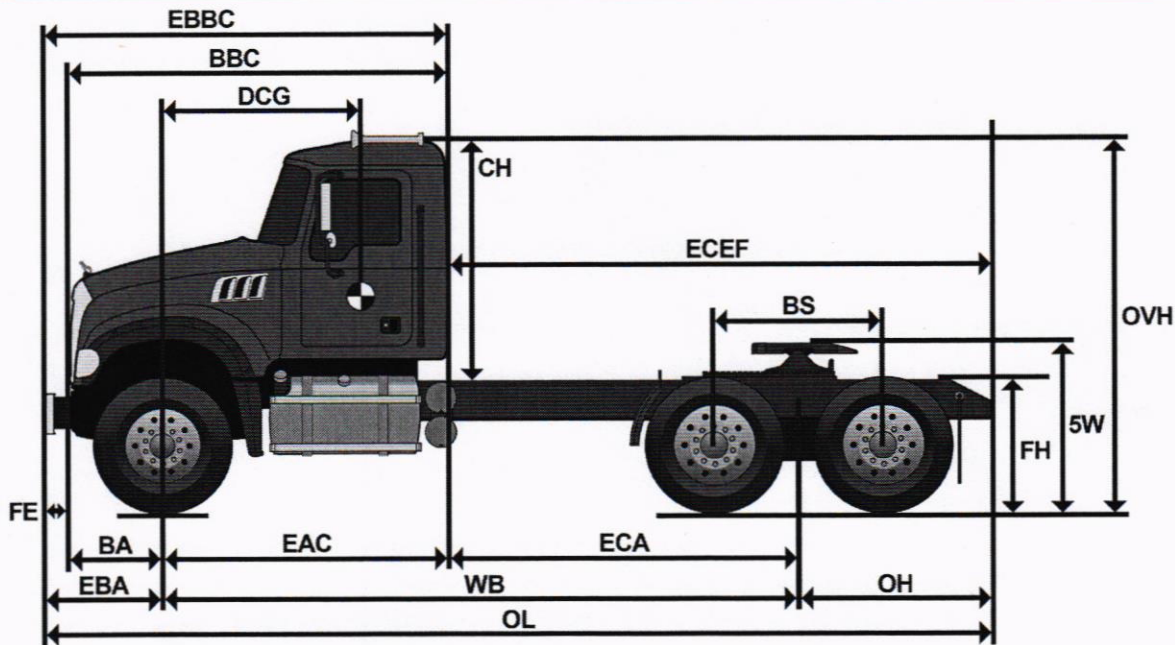
PAINT	DESCRIPTION
S HUBS & DRUMS-REAR	SAME AS CHASSIS RUNNING GEAR

CALCULATED CODES - KAX	DESCRIPTION
S PROPCALC SELECTION	YES, THE ORDER MUST BE CALCULATED
AUTO ROUTING & CLIPPING, CENTER	AUTOMATIC ROUTING & CLIPPING PLACEMENT, CENTER SECTION

BASE WARRANTY & PURCHASED COVERAGES	DESCRIPTION
S VEHICLE WARRANTY TYPE	HEAVY DUTY WARRANTY CLASSIFICATION
S BASIC CHASSIS COVERAGE	HEAVY DUTY STANDARD BASE COVERAGE 12 MONTHS/100,000 MILES (161,000 KM)
S ENGINE WARRANTY	MACK MP7/MP8 BASE ENGINE COVERAGE 24 MONTHS / 250,000 MILES (402,000KM)
S EMISSION COMPONENT COVERAGE	US and CANADA EQUIPPED VEHICLE EMISSION COMPONENTS COVERAGE 60 MONTHS/100,000 MILES (161,000 KM)
TRANSMISSION WARRANTY	ALLISON TRANSMISSIONS (Contact Allison Transmission for standard warranty and extended coverage data)
CARRIER & AXLE HOUSING WARRANTY	STANDARD VENDOR NORMAL / HEAVY DUTY COVERAGE 36 MONTHS/350,000 (563,00 KM)
S AIR CONDITIONING WARRANTY	AIR CONDITIONING STANDARD COVERAGE (Sealed System Only) 12 MONTHS UNLIMITED MILEAGE
S CHASSIS TOWING WARRANTY	STANDARD NORMAL / HEAVY DUTY CHASSIS TOWING 90 DAYS OR 5,000 MILES
S ENGINE TOWING WARRANTY	STANDARD MACK ENGINE TOWING COVERAGE 24 MONTHS/250,000 MILES (402,000 KM)
S GUARDDOG CONNECT BUNDLE	24 MONTH - GUARDDOG CONNECT WITH MACK OTA (with ASIST and Mack OneCall))
S PREPAID API	WITHOUT PREPAID API
S PREMIUM MAINTENANCE - CHASSIS LUBE AND INSPECTION	W/O PREMIUM MAINTENANCE - CHASSIS LUBE AND INSPECTION COVERAGE

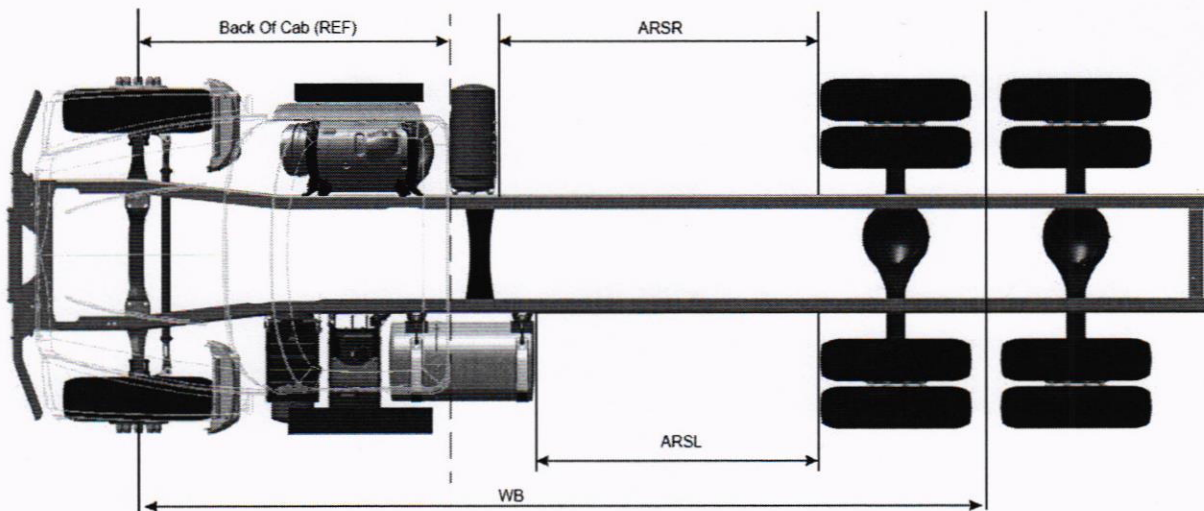
VEHICLE SPECIFICATION/CALCULATED PERFORMANCE SUMMARY

Description	Sales Code	Dwg Ref	Length	UOM
Front Frame Extension	N/A	FE	6.1	INCHES
Bumper to Front Axle	N/A	BA	29.0	INCHES
Wheelbase	N/A	WB	179.9	INCHES
Rear Overhang	N/A	OH	56.5	INCHES
Overall Length	N/A	OL	271.5	INCHES
Bumper to Back of Cab	N/A	BBC	116.5	INCHES
Eff. Bumper to Back of Cab	N/A	EBBC	122.6	INCHES
Eff. Cab to Rear Axle	N/A	ECA	92.4	INCHES
Eff. Front Axle to Back of Cab	N/A	EAC	87.5	INCHES
Eff. Cab to End of Frame	N/A	ECEF	148.9	INCHES
Unladen 5th Wheel Height	E5BATX	5W	48.5	INCHES
Unladen Frame Height	N/A	FH	40.5	INCHES
Cab Height	N/A	CH	70.9	INCHES
Overall Height	N/A	OVH	114.5	INCHES
Driver CG	N/A	DCG	70.9	INCHES
52" AXLE SPACING (BOGIE WHEELBASE)	GWXBYX	BS	52.0	INCHES
Second Front Axle Spacing	RHXZ1X	SFAS	0.0	INCHES



VEHICLE SPECIFICATION/CALCULATED PERFORMANCE SUMMARY

Description	Sales Code	Dwg Ref	Left Value(in)	Right Value(in)
Wheelbase	N/A	WB	179.9	179.9
Available Rail Space Right	N/A	ARSR	N/A	50.3
Available Rail Space Left	N/A	ARSL	22.7	N/A
Eff. Front Axle to Back of Cab	N/A	REF	87.5	87.5
Front Axle To Fender	CDX23X	N/A	35.4	35.4
Cleartech One Unit	DPF04F	N/A	0.0	48.0
Battery Box	393AA2	N/A	15.0	0.0
66 GALLON (250 L) 22" ALUMINUM D-SHAPE / W/O RH FUEL TANK	288AD5 / 290AA1	N/A	44.6	0.0
Ad-Blue Tank	DF10M1	N/A	16.0	0.0
Drive Tire Radius	9013M1	N/A	20.2	20.2



Top View image is intended for illustration purposes only and is not presented to scale. Wheelbase, Axle Spacing and After frame are not shown as specified, but are a representation. Customer Adaptation (CA) options and relocated components are not represented in these images. Most CA options impact the variation of the image, thus an image may not populate. Calculations are approximate to a tolerance of ± 4 inches due to component mounting variation. Certain chassis component options are NOT represented in the Top View image, such as, but not exclusive to, Front Frame Extensions, Fuel Water Separators, Air Dryers, PTOs, Fifth Wheels, Chassis Fairings, Toolboxes, Trailer Connections. For further information on these items and their respective locations on your specification, please refer to the data sheets associated with those items in the configurator.

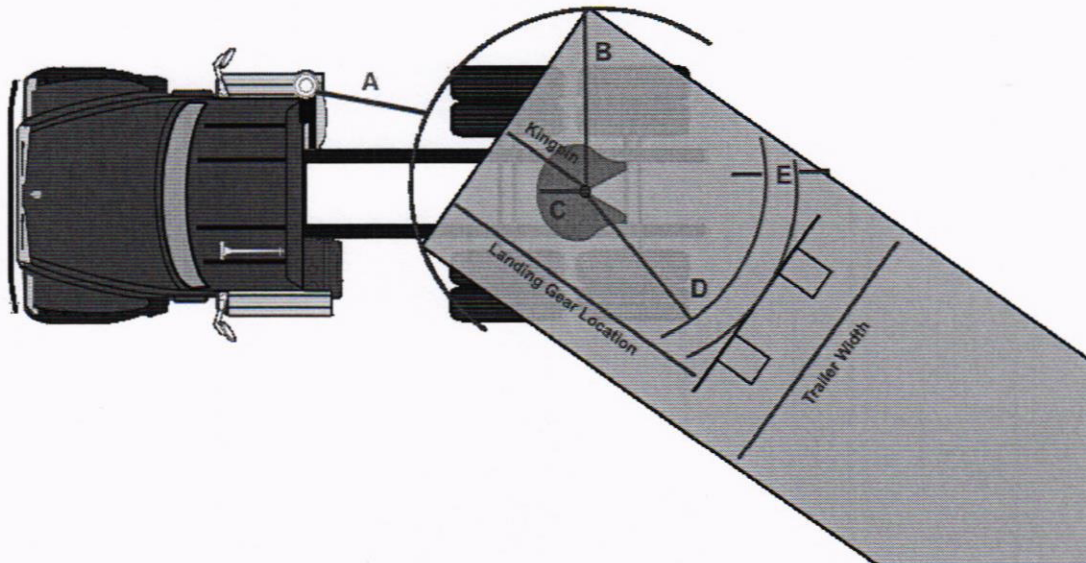
Inputs Required	Inputs	UOM
Trailer Width	102.0	INCHES
Corner Radius	6.0	INCHES
Landing Gear Location	84.0	INCHES
Trailer Dip Clearance	3.0	INCHES
Kingpin Location from front of Trailer	16.0	INCHES

VEHICLE SPECIFICATION SUMMARY

	Length	UOM	Sales Code
Wheelbase	179.9	INCHES	N/A
BOC Exhaust Space	0.0	INCHES	130AD7
Fifth Wheel Rearmost Position	0.0	INCHES	6BX5XX
Fifth Wheel Travel	24.0	INCHES	6JXG1X
Rear Overhang	56.5	INCHES	N/A


CALCULATED PERFORMANCE SUMMARY

	Sales Code	Dwg Ref	Fifth Wheel Settings			
			Forwardmost		Rearmost	
Trailer Swing Clearance	N/A	A	14.8	INCHES	38.8	INCHES
Trailer Swing Radius	N/A	B	50.6	INCHES	50.6	INCHES
Fifth Wheel Setting	N/A	C	24.0	INCHES	0.0	INCHES
Landing Gear Radius	N/A	D	95.2	INCHES	75.9	INCHES
Landing Gear Clearance	N/A	E	-27.2	INCHES	-7.9	INCHES
Cab/Trailer Gap (when straight ahead) - from rear edge of cab side fairings	N/A	F	52.4	INCHES	76.4	INCHES
Cab/Trailer Gap (when straight ahead) - from back wall of cab	N/A	G	52.4	INCHES	76.4	INCHES
Cab/Trailer Gap (when turned 90 degrees) - from rear edge of cab side fairings	N/A	H	17.4	INCHES	41.4	INCHES



VEHICLE SPECIFICATION/CALCULATED PERFORMANCE SUMMARY

Description	Sales Code	Dwg Ref	Rear		UOM
			Unladen	Laden	
Requested Fifth Wheel Height	E5BATX		48.5	48.5	INCHES
Tire Radius	9013M1	A	20.2	18.9	INCHES
Suspension Height	186106	B	8.5	8.5	INCHES
Frame Depth	YBXGAX	C	11.8	11.8	INCHES
Closest Available Fifth Wheel Leg Height	N/A	D	8.8	8.8	INCHES
Total Height	N/A	E	49.3	48.0	INCHES



VEHICLE SPECIFICATION/CALCULATED PERFORMANCE SUMMARY				
Sub-Category	Sales Code	Sales Code Description	Value	UOM
Front Axle	240AA2	18000# (8200 KG) MACK FXL18 (WIDE PIVOT CENTER) STRAIGHT SPINDLE/UNITIZED BEARINGS	18000	LB
Front Suspension	244AC2	MACK MULTILEAF 18000# (8200 KG) GROUND LOAD RATING, EQUAL BIAS	18000	LB
Front Tires	9006B0	315/80R22.5 L CONTINENTAL HAU3 WT (20000 lbs)	20000	LB
Front Wheels	5311Z1	22.5x9.00 ACCURIDE WHITE POWDER COATED STEEL, 5.25" OFFSET, 5 HAND HOLE	20001	LB
Front GAWR			18000	LB
Rear Axle	268AC1	46000# (20900kg) MERITOR RT46-164EH	46001	LB
Rear Suspension	186106	PAX 46 HIGH STABILITY HENDRICKSON PRIMAXX AIR (VENDOR AXLES ONLY)	46001	LB
Rear Tires	9013M1	295/75R22.5 H CONTINENTAL HDL2 (24020 lbs) (DRIVE ONLY)	51148	LB
Rear Wheels	3462J6	22.5x8.25 ACCURIDE ACCU-LITE WHITE POWDER COAT STEEL, 6.60" OFFSET, 5 HAND HOLE	59199	LB
Rear GAWR			46001	LB
Tractor GVWR			64000	LB
Gross Combination Weight Rating			120999	LB
Tax Value GVWR (USA FET Only)			64000	LB