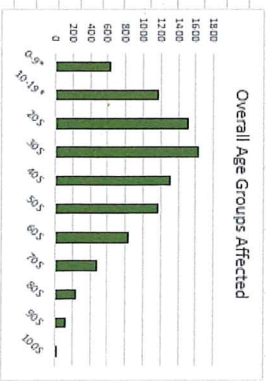
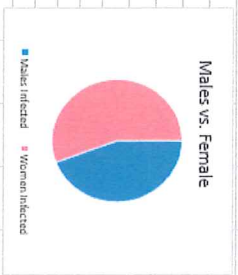
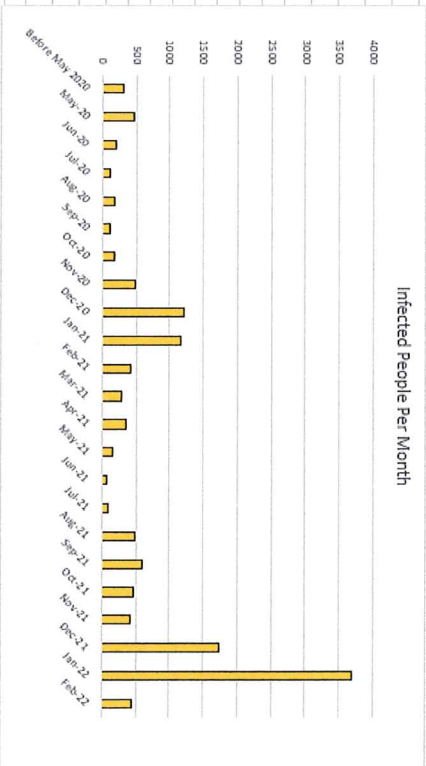
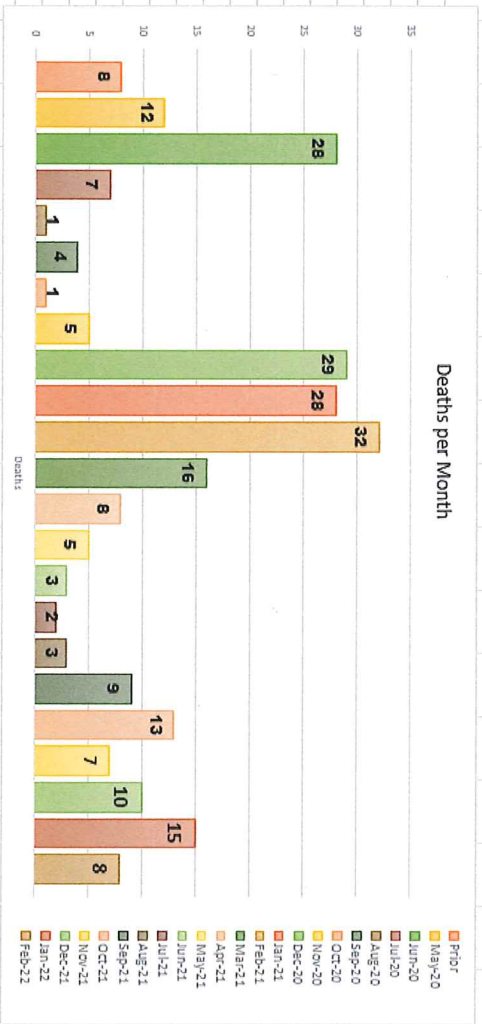


Month	Deaths
Prior	8
May-20	12
Jun-20	28
Jul-20	7
Aug-20	1
Sep-20	4
Oct-20	1
Nov-20	5
Dec-20	29
Jan-21	28
Feb-21	32
Mar-21	16
Apr-21	8
May-21	5
Jun-21	3
Jul-21	2
Aug-21	3
Sep-21	9
Oct-21	13
Nov-21	7
Dec-21	10
Jan-22	15
Feb-22	8
Total	254

Vireland - TOTAL COUNT	
COUNT	
Males Infected	5997
Women Infected	7530
0-9*	628
10-19*	1162
20s	1501
30s	1627
40s	1309
50s	1168
60s	837
70s	478
80s	235
90s	121
100s	5
Before May 2020	321
May-20	464
Jun-20	193
Jul-20	120
Aug-20	170
Sep-20	122
Oct-20	183
Nov-20	493
Dec-20	1219
Jan-21	1159
Feb-21	416
Mar-21	299
Apr-21	347
May-21	150
Jun-21	60
Jul-21	99
Aug-21	491
Sep-21	589
Oct-21	465
Nov-21	424
Dec-21	1742
Jan-22	3685
Feb-22	437
Total	13648



Report 3-08-2022 Council mtg.

Vineland - February 2022

COUNT	
Males Infected	196
Women Infected	241
0-9*	51
10-19*	74
20S	47
30S	63
40S	55
50S	53
60S	55
70S	17
80S	18
90S	2
100S	1
TOTAL 437	